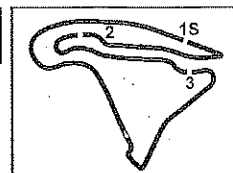


Pirelli French Round, 27-29 September 2019

18



Handy Race

Results Race - Red Flag

Magny-Cours 4.411 m

Laps 4 = 17,644 Km - Time of Race 7'47.181 - Avg. 135,961 km/h

1 / 2

Pos	Grid	No. Rider	Nat	Team	Bike	Class	LL	Gap	Rel.	Fastest Lap	Speed	Qualifying	Speed
1	1	42 M. HORKY	CZE		Yamaha R1	1000	4			1'53.584	241,6		257,1
2	2	69 P. ROHR	AUT		Yamaha R1	1000	4	7.795	7.795	1'56.473	243,8		252,3
3	3	89 M. LANZINGER	AUT		KTM 1290 Superduke	1000	4	8.924	1.129	1'56.544	247,7		248,8
4	4	7 M. CASTELLI	ITA		Yamaha R1	1000	4	9.823	0.899	1'56.752	243,2		250,6
5	5	12 B. THIBAL	FRA		Yamaha R1	1000	4	11.248	1.425	1'57.688	254,1		262,1
6	6	210 M. REYNOLDS	GBR		Yamaha R1	1000	4	11.904	0.656	1'57.113	246,0		248,8
7	7	101 L. PICASSO	ITA		Honda CBR-RR	600	4	21.081	9.177	1'57.666	232,8		236,8
8	8	23 C. FASSI	ITA		Yamaha R6	600	4	21.507	0.426	1'59.061	240,0		242,2
9	9	34 A. INNOCENTI	ITA		Ducati 1199	1000	4	33.402	11.895	2'00.288	231,8		240,5
10	10	134 E. MONGRENIER	FRA		Suzuki GSXR	1000	4	45.078	11.676	1'59.787	217,7		254,1
11	11	88 M. SONTACCHI	ITA		Yamaha R6	600	4	46.760	1.682	2'04.020	212,2		231,8
12	12	2 A. DE LA CRUZ	ESP		Kawasaki ZX	600	4	47.330	0.570	2'02.781	221,8		231,3
13	13	6 C. GUEZET	FRA		Yamaha R1	1000	4	49.612	2.282	2'03.801	210,9		226,9
14	14	74 M. LOUIS JOSÉ	ESP		Kawasaki Z900	1000	4	53.711	4.099	2'07.902	215,1		231,8
15	15	48 W. MORGEUS	FRA		Yamaha R6	600	4	54.102	0.391	2'05.793	220,0		219,5
16	16	9 M. FORGIONE	ITA		Yamaha R6	600	4	1'06.025	11.923	2'03.499	212,6		225,9
17	17	11 C. BERNARD	BEL		Suzuki GSXR	600	4	1'11.000	4.975	2'10.331	214,7		213,0
18	18	43 A. MONTOYA CAZOR	ESP		Suzuki GSXR	600	4	1'12.011	1.011	2'09.012	212,6		220,0
19	19	45 A. GUIGNEBERT	FRA		Yamaha R6	600	4	1'12.438	0.427	2'11.160	204,2		206,9
20	20	39 E. MALAGOLI	ITA		BMW S RR	1000	4	1'22.475	10.037	1'54.916	229,3		258,4
21	21	13 M. BACCI	ITA		Kawasaki ZX10R	1000	3	1 Lap	1 Lap	2'28.579	190,5		228,8
-----Not Classified-----													
RET		146 K. SIMONATO	FRA		Kawasaki ZX10R	1000	2	2 Laps			208,5		247,7
NS		20 S. PAULUS	FRA		Suzuki GSXR	1000							233,3
NS		3 C. CARUSO	ITA		Yamaha R6	600							

AIR	Humidity:	62%	Temp:	22°C
TRACK	Condition:	Dry	Temp:	25°C

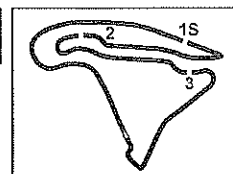
Race Fastest Lap (New Record)	Lap 3	M.Horky	1'53.584	139,80 Km/h
-------------------------------	-------	---------	----------	-------------

Start: 29/09/2019 16:05 End: 16:18 The results are provisional until the end of the time limit for protests and appeals and the completion of the technical checks.

These data/results cannot be reproduced, stored and/or transmitted in whole or in part by any manner of electronic, mechanical, photocopying, recording, broadcasting or otherwise now known or herein after developed without the previous express consent by the copyright owner, except for reproduction in daily press and regular printed publications on sale to the public within 60 days of the event related to those data/results and always provided that copyright symbol appears together as follows below.

Pirelli French Round, 27-29 September 2019

18



Magny-Cours 4.411 m

2 / 2

Handy Race

Results Race - Red Flag

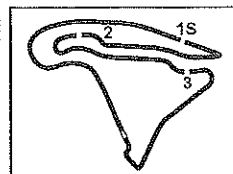
Race Highlights

Time	No. Rider	Description
16.05.39		Start
16.06.29	3 Caruso	Not Started
16.06.32	20 Paulus	Not Started
16.09.53	146 Simonato	Entered Pits
16.14.27	39 Malagoli	Entered Pits
16.15.58		RED FLAG
16.18.42		End Of Session

Start End The results are provisional until the end of the time limit for protests and appeals
29/09/2019 16:05 16:18 and the completion of the technical checks.

These data/results cannot be reproduced, stored and/or transmitted in whole or in part by any manner of electronic, mechanical, photocopying, recording, broadcasting or otherwise now known or herein after developed without the previous express consent by the copyright owner, except for reproduction in daily press and regular printed publications on sale to the public within 60 days of the event related to those data/results and always provided that copyright symbol appears together as follows below.

© DORNA WSBK ORGANIZATION Srl 2019



Handy Race

Class Results Race - Red Flag

Laps 4 = 17,644 Km - Time Of Race 7'47.181 - Avg. 135,961 km/h

Pos	Race Grid	No. Rider	Nat	Team	Bike	Class	LL	Gap	Fastest Lap	Speed	Qualifying		Ranking	
											Time	Speed	R	Tot Pos
1	42	M. HORKY	CZE		Yamaha R1	1000	4		1'53.584	241,6		257,1		
2	69	P. ROHR	AUT		Yamaha R1	1000	4	7.795	1'56.473	243,8		252,3		
3	89	M. LANZINGER	AUT		KTM 1290 Superduke	1000	4	8.924	1'56.544	247,7		248,8		
4	7	M. CASTELLI	ITA		Yamaha R1	1000	4	9.823	1'56.752	243,2		250,6		
5	12	B. THIBAL	FRA		Yamaha R1	1000	4	11.248	1'57.688	254,1		262,1		
6	210	M. REYNOLDS	GBR		Yamaha R1	1000	4	11.904	1'57.113	246,0		248,8		
7	101	L. PICASSO	ITA		Honda CBR-RR	600	4	21.081	1'57.666	232,8		236,8		
8	23	C. FASSI	ITA		Yamaha R6	600	4	21.507	1'59.061	240,0		242,2		
9	34	A. INNOCENTI	ITA		Ducati 1199	1000	4	33.402	2'00.288	231,8		240,5		
10	134	E. MONGRENIER	FRA		Suzuki GSXR	1000	4	45.078	1'59.787	217,7		254,1		
11	88	M. SONTACCHI	ITA		Yamaha R6	600	4	46.760	2'04.020	212,2		231,8		
12	2	A. DE LA CRUZ	ESP		Kawasaki ZX	600	4	47.330	2'02.781	221,8		231,3		
13	6	C. GUEZET	FRA		Yamaha R1	1000	4	49.612	2'03.801	210,9		226,9		
14	74	M. LOUIS JOSÉ	ESP		Kawasaki Z900	1000	4	53.711	2'07.902	215,1		231,8		
15	48	W. MORGEUS	FRA		Yamaha R6	600	4	54.102	2'05.793	220,0		219,5		
16	9	M. FORGIONE	ITA		Yamaha R6	600	4	1'06.025	2'03.499	212,6		225,9		
17	11	C. BERNARD	BEL		Suzuki GSXR	600	4	1'11.000	2'10.331	214,7		213,0		
18	43	A. MONTOYA CAZOR	ESP		Suzuki GSXR	600	4	1'12.011	2'09.012	212,6		220,0		
19	45	A. GUIGNEBERT	FRA		Yamaha R6	600	4	1'12.438	2'11.160	204,2		206,9		
20	39	E. MALAGOLI	ITA		BMW S RR	1000	4	1'22.475	1'54.916	229,3		258,4		
21	13	M. BACCI	ITA		Kawasaki ZX10R	1000	3	1 Lap	2'28.579	190,5		228,8		
-----Not Classified-----														
RET	146	K. SIMONATO	FRA		Kawasaki ZX10R	1000	2	2 Laps		208,5		247,7		
NS	20	S. PAULUS	FRA		Suzuki GSXR	1000						233,3		
NS	3	C. CARUSO	ITA		Yamaha R6	600								

AIR	Humidity:	62%	Temp:	22°C
TRACK	Condition:	Dry	Temp:	25°C

Race Fastest lap (New Record)	Lap 3	M.Horky	1'53.584	139,80 Km/h
-------------------------------	-------	---------	----------	-------------

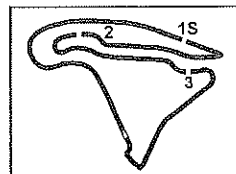
LAP LEADERS				
No. Rider	From	To	Laps	Total
39 E. MALAGOLI	1	3	3	0
42 M. HORKY	4	4	1	0

Start 29/09/2019 16:05 End 16:18 The results are provisional until the end of the time limit for protests and appeals and the completion of the technical checks.

These data/results cannot be reproduced, stored and/or transmitted in whole or in part by any manner of electronic, mechanical, photocopying, recording, broadcasting or otherwise now known or herein after developed without the previous express consent by the copyright owner, except for reproduction in daily press and regular printed publications on sale to the public within 60 days of the event related to those data/results and always provided that copyright symbol appears together as follows below.

Pirelli French Round, 27-29 September 2019

19



Magny-Cours 4.411 m

2 / 2

Handy Race

Class Results Race - Red Flag

RACE HIGHLIGHTS

16.05.39		Start
16.06.29	3 Caruso	Not Started
16.06.32	20 Paulus	Not Started
16.09.53	146 Simonato	Entered Pits
16.14.27	39 Malagoli	Entered Pits
16.15.58		RED FLAG
16.18.42		End Of Session

29/09/2019 Start End The results are provisional until the end of the time limit for protests and appeals
16:05 16:18 and the completion of the technical checks.

These data/results cannot be reproduced, stored and/or transmitted in whole or in part by any manner of electronic, mechanical, photocopying, recording, broadcasting or otherwise now known or herein after developed without the previous express consent by the copyright owner, except for reproduction in daily press and regular printed publications on sale to the public within 60 days of the event related to those data/results and always provided that copyright symbol appears together as follows below.

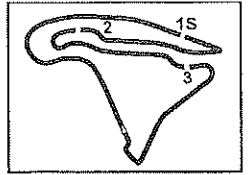
© DORNA WSBK ORGANIZATION Srl 2019

Pirelli French Round, 27-29 September 2019

Handy Race

Lap Chart Race - Red Flag

20



Magny-Cours 4.411 m

1 / 3

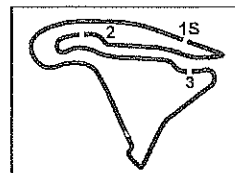
	Lap			
	1	2	3	4
1	39	39	39	42
2	69	42	42	69
3	42	69	69	89
4	12	12	89	7
5	210	210	12	12
6	89	89	7	210
7	7	7	210	101
8	23	23	23	23
9	101	101	101	34
10	74	88	34	134
11	88	34	88	88
12	2	74	2	2
13	34	2	134	6
14	146	134	74	74
15	6	6	6	48
16	48	48	48	9
17	43	43	43	11
18	11	11	11	43
19	45	45	45	46
20	134	146	9	39
21	9	9	13	
22	13	13		

Final Result		
1	42 M. HORKY	Laps 4
2	69 P. ROHR	7.795
3	89 M. LANZINGER	8.924
4	7 M. CASTELLI	9.823
5	12 B. THIBAL	11.248
6	210 M. REYNOLDS	11.904
7	101 L. PICASSO	21.081
8	23 C. FASSI	21.507
9	34 A. INNOCENTI	33.402
10	134 E. MONGRENIER	45.078
11	88 M. SONTACCHI	46.760
12	2 A. DE LA CRUZ	47.330
13	6 C. GUEZET	49.612
14	74 M. LOUIS JOSÉ	53.711
15	48 W. MORGEUS	54.102
16	9 M. FORGIONE	1'08.025
17	11 C. BERNARD	1'11.000
18	43 A. MONTOYA CAZORLA	1'12.011
19	45 A. GUIGNEBERT	1'12.438
20	39 E. MALAGOLI	1'22.475
21	13 M. BACCI	1 Lap
RET	146 K. SIMONATO	2 Laps
NS	20 S. PAULUS	
NS	3 C. CARUSO	

29/09/2019

These data/results cannot be reproduced, stored and/or transmitted in whole or in part by any manner of electronic, mechanical, photocopying, recording, broadcasting or otherwise now known or herein after developed without the previous express consent by the copyright owner, except for reproduction in daily press and regular printed publications on sale to the public within 60 days of the event related to those data/results and always provided that copyright symbol appears together as follows below.

© DORNA WSBK ORGANIZATION Srl 2019



Handy Race

Lap Chart Race - Red Flag

Lap 1

1	39	E.Malagoli	2'00.205	3	89	M.Lanzinger	8.924
2	69	P.Rohr	1.998	4	7	M.Castelli	9.823
3	42	M.Horky	2.252	5	12	B.Thibal	11.248
4	12	B.Thibal	4.407	6	210	M.Reynolds	11.904
5	210	M.Reynolds	5.117	7	101	L.Picasso	21.081
6	89	M.Lanzinger	5.492	8	23	C.Fassi	21.507
7	7	M.Castelli	6.377	9	34	A.Innocenti	33.402
8	23	C.Fassi	8.584	10	134	E.Mongrenier	45.078
9	101	L.Picasso	11.777	11	88	M.Sontacchi	46.760
10	74	M.Louis José	14.016	12	2	A.de la Cruz	47.330
11	88	M.Sontacchi	14.231	13	6	C.Guezet	49.612
12	2	A.de la Cruz	16.586	14	74	M.Louis José	53.711
13	34	A.Innocenti	16.864	15	48	W.Morgeus	54.102
14	146	K.Simonato	19.324	16	9	M.Forgione	1'06.025
15	6	C.Guezet	19.439	17	11	C.Bernard	1'11.000
16	48	W.Morgeus	20.041	18	43	A.Montoya Cazorla	1'12.011
17	43	A.Montoya Cazorla	20.335	19	45	A.Guignebert	1'12.438
18	11	C.Bernard	21.788	20	39	E.Malagoli	1'22.475
19	45	A.Guignebert	22.416				
20	134	E.Mongrenier	23.001				
21	9	M.Forgione	37.291				
22	13	M.Bacci	52.498				

Lap 2

1	39	E.Malagoli	3'55.952
2	42	M.Horky	2.999
3	69	P.Rohr	4.001
4	12	B.Thibal	6.348
5	210	M.Reynolds	6.483
6	89	M.Lanzinger	6.813
7	7	M.Castelli	7.469
8	23	C.Fassi	12.341
9	101	L.Picasso	15.576
10	88	M.Sontacchi	22.504
11	34	A.Innocenti	23.715
12	74	M.Louis José	26.171
13	2	A.de la Cruz	26.629
14	134	E.Mongrenier	30.548
15	6	C.Guezet	31.572
16	48	W.Morgeus	32.374
17	43	A.Montoya Cazorla	33.600
18	11	C.Bernard	36.372
19	45	A.Guignebert	39.825
20	146	K.Simonato	40.503
21	9	M.Forgione	47.759
22	13	M.Bacci	1'25.330

Lap 3

1	39	E.Malagoli	5'50.868
2	42	M.Horky	1.667
3	69	P.Rohr	5.558
4	89	M.Lanzinger	8.693
5	12	B.Thibal	9.126
6	7	M.Castelli	9.384
7	210	M.Reynolds	10.078
8	23	C.Fassi	16.486
9	101	L.Picasso	18.326
10	34	A.Innocenti	29.087
11	88	M.Sontacchi	33.099
12	2	A.de la Cruz	34.494
13	134	E.Mongrenier	35.419
14	74	M.Louis José	39.434
15	6	C.Guezet	40.457
16	48	W.Morgeus	43.251
17	43	A.Montoya Cazorla	47.715
18	11	C.Bernard	53.066
19	45	A.Guignebert	56.069
20	9	M.Forgione	56.342
21	13	M.Bacci	

Lap 4

1	42	M.Horky	7'47.181
2	69	P.Rohr	7.795

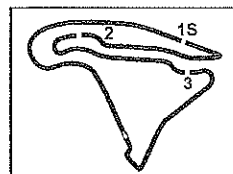
29/09/2019

These data/results cannot be reproduced, stored and/or transmitted in whole or in part by any manner of electronic, mechanical, photocopying, recording, broadcasting or otherwise now known or herein after developed without the previous express consent by the copyright owner, except for reproduction in daily press and regular printed publications on sale to the public within 60 days of the event related to those data/results and always provided that copyright symbol appears together as follows below.

© DORNA WSBK ORGANIZATION Srl 2019

Pirelli French Round, 27-29 September 2019

20



Handy Race

Lap Chart Race - Red Flag

Magny-Cours 4.411 m

3 / 3

Race Pace Comparison

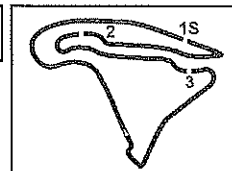
	42 Hor	69 Roh	89 Lan	7 Cas	12 Thi	210 Rey	101 Pic	23 Fas	34 Inn	134 Mon	88 Son	2 diC	6 Gue	74 Lou
1	2'02.457	2'02.203	2'05.697	2'06.582	2'04.612	2'05.322	2'11.982	2'08.789	2'17.069	2'23.206	2'14.436	2'16.771	2'19.644	2'14.221
2	1'56.494	1'57.750	1'57.068	1'56.839	1'57.688	1'57.113	1'59.546	1'59.504	2'02.598	2'03.294	2'04.020	2'05.810	2'07.880	2'07.902
3	1'53.584	1'56.473	1'56.796	1'56.831	1'57.694	1'58.511	1'57.666	1'59.061	2'00.288	1'59.787	2'05.511	2'02.781	2'03.801	2'08.179
4	1'54.646	1'58.550	1'56.544	1'56.752	1'58.435	1'58.139	1'59.068	2'01.334	2'00.628	2'05.972	2'09.974	2'09.149	2'05.468	2'10.590

	48 Mor	9 For	11 Ber	43 Mty	45 Gui	39 Mai	13 Bac	146 Sim
1	2'20.246	2'37.496	2'21.993	2'20.540	2'22.621	2'00.205	2'52.703	2'19.529
2	2'08.080	2'06.215	2'10.331	2'09.012	2'13.156	1'55.747	2'28.579	2'16.926
3	2'05.793	2'03.499	2'11.610	2'09.031	2'11.160	1'54.916	2'30.271	
4	2'07.164	2'05.996	2'14.247	2'20.609	2'12.682	3'18.788		

29/09/2019

These data/results cannot be reproduced, stored and/or transmitted in whole or in part by any manner of electronic, mechanical, photocopying, recording, broadcasting or otherwise now known or herein after developed without the previous express consent by the copyright owner, except for reproduction in daily press and regular printed publications on sale to the public within 60 days of the event related to those data/results and always provided that copyright symbol appears together as follows below.

© DORNA WSBK ORGANIZATION Srl 2019



Magny-Cours 4.411 m

Handy Race

Best Sectors & Speed Race - Red Flag

RESULTS

1	42 M. HORKY	Yamaha R1	Laps 4
2	69 P. ROHR	Yamaha R1	7.795
3	89 M. LANZINGER	KTM 1290 Superduke	8.924
4	7 M. CASTELLI	Yamaha R1	9.823
5	12 B. THIBAL	Yamaha R1	11.248
6	210 M. REYNOLDS	Yamaha R1	11.904
7	101 L. PICASSO	Honda CBR-RR	21.081
8	23 C. FASSI	Yamaha R6	21.507
9	34 A. INNOCENTI	Ducati 1199	33.402
10	134 E. MONGRENIER	Suzuki GSXR	45.078
11	88 M. SONTACCHI	Yamaha R6	46.760
12	2 A. DE LA CRUZ	Kawasaki ZX10R	47.330
13	6 C. GUEZET	Yamaha R1	49.612
14	74 M. LOUIS JOSÉ	Kawasaki Z900	53.711
15	48 W. MORGEUS	Yamaha R6	54.102
16	9 M. FORGIONE	Yamaha R6	1'06.025
17	11 C. BERNARD	Suzuki GSXR	1'11.000
18	43 A. MONTOYA CAZORLA	Suzuki GSXR	1'12.011
19	45 A. GUIGNEBERT	Yamaha R6	1'12.438
20	39 E. MALAGOLI	BMW S RR	1'22.475
21	13 M. BACCI	Kawasaki ZX10R	1 Lap
RET	146 K. SIMONATO	Kawasaki ZX10R	2 Laps
NS	3 C. CARUSO	Yamaha R6	
NS	20 S. PAULUS	Suzuki GSXR	

SPEED

1	12 B. THIBAL	Yamaha R1	254,1
2	89 M. LANZINGER	KTM 1290 Superduke	247,7
3	210 M. REYNOLDS	Yamaha R1	246,0
4	69 P. ROHR	Yamaha R1	243,8
5	7 M. CASTELLI	Yamaha R1	243,2
6	42 M. HORKY	Yamaha R1	241,6
7	23 C. FASSI	Yamaha R6	240,0
8	101 L. PICASSO	Honda CBR-RR	232,8
9	34 A. INNOCENTI	Ducati 1199	231,8
10	39 E. MALAGOLI	BMW S RR	229,3
11	2 A. DE LA CRUZ	Kawasaki ZX10R	221,8
12	48 W. MORGEUS	Yamaha R6	220,0
13	134 E. MONGRENIER	Suzuki GSXR	217,7
14	74 M. LOUIS JOSÉ	Kawasaki Z900	215,1
15	11 C. BERNARD	Suzuki GSXR	214,7
16	43 A. MONTOYA CAZORLA	Suzuki GSXR	212,6
17	9 M. FORGIONE	Yamaha R6	212,6
18	88 M. SONTACCHI	Yamaha R6	212,2
19	6 C. GUEZET	Yamaha R1	210,9
20	146 K. SIMONATO	Kawasaki ZX10R	208,5
21	45 A. GUIGNEBERT	Yamaha R6	204,2
22	13 M. BACCI	Kawasaki ZX10R	190,5

SEG. 1

1	39 E. MALAGOLI	33.539
2	42 M. HORKY	33.599
3	7 M. CASTELLI	33.803
4	69 P. ROHR	33.937
5	134 E. MONGRENIER	33.946
6	210 M. REYNOLDS	33.990
7	12 B. THIBAL	34.144
8	89 M. LANZINGER	34.347
9	23 C. FASSI	34.728
10	34 A. INNOCENTI	34.917
11	6 C. GUEZET	35.438
12	101 L. PICASSO	35.517
13	2 A. DE LA CRUZ	35.952
14	74 M. LOUIS JOSÉ	36.538
15	48 W. MORGEUS	36.880
16	9 M. FORGIONE	37.111
17	88 M. SONTACCHI	37.178
18	146 K. SIMONATO	37.398
19	45 A. GUIGNEBERT	38.169
20	11 C. BERNARD	38.287
21	43 A. MONTOYA CAZORL.	38.331
22	13 M. BACCI	42.269

SEG. 2

1	39 E. MALAGOLI	25.274
2	89 M. LANZINGER	25.340
3	42 M. HORKY	25.342
4	12 B. THIBAL	25.473
5	210 M. REYNOLDS	25.590
6	101 L. PICASSO	25.718
7	7 M. CASTELLI	25.741
8	69 P. ROHR	25.760
9	23 C. FASSI	26.410
10	34 A. INNOCENTI	26.802
11	134 E. MONGRENIER	26.867
12	9 M. FORGIONE	27.203
13	88 M. SONTACCHI	27.314
14	6 C. GUEZET	27.638
15	2 A. DE LA CRUZ	27.640
16	48 W. MORGEUS	27.826
17	43 A. MONTOYA CAZORL.	27.985
18	74 M. LOUIS JOSÉ	28.151
19	45 A. GUIGNEBERT	28.342
20	146 K. SIMONATO	28.475
21	11 C. BERNARD	28.491
22	13 M. BACCI	31.768

SEG. 3

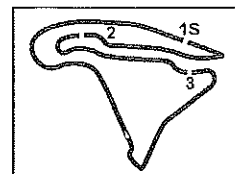
1	39 E. MALAGOLI	25.738
2	42 M. HORKY	25.944
3	89 M. LANZINGER	26.215
4	69 P. ROHR	26.318
5	101 L. PICASSO	26.697
6	7 M. CASTELLI	26.827
7	210 M. REYNOLDS	26.857
8	12 B. THIBAL	27.114
9	23 C. FASSI	27.148
10	134 E. MONGRENIER	27.573
11	34 A. INNOCENTI	27.893
12	9 M. FORGIONE	28.020
13	2 A. DE LA CRUZ	28.043
14	88 M. SONTACCHI	28.188
15	74 M. LOUIS JOSÉ	28.418
16	6 C. GUEZET	28.425
17	48 W. MORGEUS	29.025
18	43 A. MONTOYA CAZORL.	29.148
19	45 A. GUIGNEBERT	29.359
20	146 K. SIMONATO	29.581
21	11 C. BERNARD	29.655
22	13 M. BACCI	33.409

SEG. 4

1	42 M. HORKY	28.699
2	39 E. MALAGOLI	29.138
3	101 L. PICASSO	29.405
4	12 B. THIBAL	29.788
5	7 M. CASTELLI	29.789
6	69 P. ROHR	29.830
7	210 M. REYNOLDS	29.849
8	89 M. LANZINGER	29.954
9	34 A. INNOCENTI	30.033
10	23 C. FASSI	30.086
11	9 M. FORGIONE	31.059
12	2 A. DE LA CRUZ	31.146
13	134 E. MONGRENIER	31.326
14	88 M. SONTACCHI	31.340
15	6 C. GUEZET	31.700
16	48 W. MORGEUS	32.062
17	74 M. LOUIS JOSÉ	32.140
18	43 A. MONTOYA CAZORL.	32.514
19	11 C. BERNARD	32.847
20	45 A. GUIGNEBERT	33.269
21	146 K. SIMONATO	33.479
22	13 M. BACCI	37.710

Pirelli French Round, 27-29 September 2019

22



Handy Race

Chronological Analysis Race - Red Flag

Magny-Cours 4.411 m

Start at 16:05'21.251

1 / 2

1° 42 M. HORKY (1'53.584)							
Lap	Seg.1	Seg.2	Seg.3	Seg.4	Lap Time	km/h	Local Time
1		26.137	26.549	29.398	2'02.457	233,8	16:07'23.708
2	34.575	25.895	26.913	29.111	1'56.494	224,1	16:09'20.202
3	33.599	25.342	25.944	28.699	1'53.584	241,6	16:11'13.786
4	33.683	25.402	26.331	29.230	1'54.646	231,3	16:13'08.432
5	33.890	25.355	26.539	31.330	1'57.114C	231,8	16:15'05.546

2° 69 P. ROHR (1'56.473)							
Lap	Seg.1	Seg.2	Seg.3	Seg.4	Lap Time	km/h	Local Time
1		25.760	26.318	30.150	2'02.203	243,8	16:07'23.454
2	34.501	26.037	26.945	30.267	1'57.750	222,2	16:09'21.204
3	33.937	25.827	26.879	29.830	1'56.473	226,9	16:11'17.677
4	34.689	26.464	27.129	30.268	1'58.550	217,7	16:13'16.227
5	35.078	26.386	27.323	32.232	2'01.019C	220,9	16:15'17.246

3° 89 M. LANZINGER (1'56.544)							
Lap	Seg.1	Seg.2	Seg.3	Seg.4	Lap Time	km/h	Local Time
1		26.743	27.097	30.568	2'05.697	227,4	16:07'26.948
2	34.347	25.583	26.694	30.444	1'57.068	247,7	16:09'24.016
3	34.534	25.340	26.931	29.991	1'56.796	246,0	16:11'20.812
4	34.482	25.893	26.215	29.954	1'56.544	241,1	16:13'17.356
5	34.196	25.460	26.682	34.342	2'00.680C	243,2	16:15'18.036

4° 7 M. CASTELLI (1'56.752)							
Lap	Seg.1	Seg.2	Seg.3	Seg.4	Lap Time	km/h	Local Time
1		26.560	27.701	30.338	2'06.582	233,8	16:07'27.833
2	34.211	25.875	26.964	29.789	1'56.839	243,2	16:09'24.672
3	33.803	25.886	27.108	30.034	1'56.831	242,2	16:11'21.503
4	34.168	25.741	26.827	30.016	1'56.752	236,3	16:13'18.255
5	34.258	25.950	26.987	31.169	1'58.364C	221,3	16:15'16.619

5° 12 B. THIBAL (1'57.688)							
Lap	Seg.1	Seg.2	Seg.3	Seg.4	Lap Time	km/h	Local Time
1		25.707	27.114	29.788	2'04.612	230,8	16:07'25.863
2	34.144	25.473	27.555	30.516	1'57.688	252,9	16:09'23.551
3	34.389	25.582	27.225	30.498	1'57.694	254,1	16:11'21.245
4	35.034	25.835	27.462	30.104	1'58.435	246,6	16:13'19.680
5	34.535	25.820	27.707	32.424	2'00.486C	247,1	16:15'20.166

6° 210 M. REYNOLDS (1'57.113)							
Lap	Seg.1	Seg.2	Seg.3	Seg.4	Lap Time	km/h	Local Time
1		26.176	27.217	29.849	2'05.322	237,9	16:07'26.573
2	33.990	25.590	27.005	30.528	1'57.113	246,0	16:09'23.686
3	35.597	25.678	26.857	30.379	1'58.511	237,4	16:11'22.197
4	34.681	25.922	27.121	30.415	1'58.139	231,8	16:13'20.336
5	34.317	26.037	27.120	31.094	1'58.568C	225,0	16:15'18.904

7° 101 L. PICASSO (1'57.666)							
Lap	Seg.1	Seg.2	Seg.3	Seg.4	Lap Time	km/h	Local Time
1		26.971	28.941	31.281	2'11.982	228,3	16:07'33.233
2	36.452	26.366	26.915	29.813	1'59.546	229,8	16:09'32.779
3	35.705	25.718	26.838	29.405	1'57.666	232,8	16:11'30.445
4	35.517	25.765	26.697	31.089	1'59.068	232,3	16:13'29.513
5	36.014	28.254	29.083	34.281	2'07.632C	230,8	16:15'37.145

8° 23 C. FASSI (1'59.061)							
Lap	Seg.1	Seg.2	Seg.3	Seg.4	Lap Time	km/h	Local Time
1		27.190	27.455	30.633	2'08.789	240,0	16:07'30.040
2	35.354	26.801	27.263	30.086	1'59.504	238,9	16:09'29.544
3	34.728	26.410	27.423	30.500	1'59.061	238,4	16:11'28.605

4	35.484	26.868	27.148	31.834	2'01.334	228,8	16:13'29.939
---	--------	--------	--------	--------	----------	-------	--------------

9° 34 A. INNOGENTI (2'00.288)							
Lap	Seg.1	Seg.2	Seg.3	Seg.4	Lap Time	km/h	Local Time
1		28.899	29.155	31.928	2'17.069	197,1	16:07'38.320
2	35.710	27.794	28.492	30.602	2'02.598	211,8	16:09'40.918
3	35.560	26.802	27.893	30.033	2'00.288	231,8	16:11'41.206
4	34.917	27.357	28.303	30.051	2'00.628	208,5	16:13'41.834
5	35.583	27.963	29.745	33.410	2'06.701C	192,5	16:15'48.535

10° 134 E. MONGRENIER (1'59.787)							
Lap	Seg.1	Seg.2	Seg.3	Seg.4	Lap Time	km/h	Local Time
1		27.464	29.929	31.886	2'23.206	207,7	16:07'44.457
2	35.983	27.114	28.871	31.326	2'03.294	217,7	16:09'47.751
3	33.946	26.867	27.573	31.401	1'59.787	216,9	16:11'47.538
4	35.461	27.595	29.571	33.345	2'05.972	205,3	16:13'53.510

11° 88 M. SONTACCHI (2'04.020)							
Lap	Seg.1	Seg.2	Seg.3	Seg.4	Lap Time	km/h	Local Time
1		28.314	28.672	31.692	2'14.436	206,1	16:07'35.687
2	37.178	27.314	28.188	31.340	2'04.020	212,2	16:09'39.707
3	37.757	27.601	28.483	31.670	2'05.511	208,9	16:11'45.218
4	37.637	28.364	30.089	33.884	2'09.974	202,6	16:13'55.192

12° 2 A. DE LA CRUZ (2'02.781)							
Lap	Seg.1	Seg.2	Seg.3	Seg.4	Lap Time	km/h	Local Time
1		29.100	29.771	31.858	2'16.771	195,7	16:07'38.022
2	36.635	28.339	28.519	32.317	2'05.810	208,9	16:09'43.832
3	35.952	27.640	28.043	31.146	2'02.781	221,8	16:11'46.613
4	36.737	28.747	29.317	34.348	2'09.149	202,6	16:13'55.762

13° 6 C. GUEZET (2'03.801)							
Lap	Seg.1	Seg.2	Seg.3	Seg.4	Lap Time	km/h	Local Time
1		28.906	29.792	33.473	2'19.644	193,9	16:07'40.895
2	37.513	28.458	29.388	32.521	2'07.880	198,2	16:09'48.775
3	35.438	27.638	28.425	32.300	2'03.801	210,9	16:11'52.576
4	36.772	28.101	28.895	31.700	2'05.468	202,6	16:13'58.044

14° 74 M. LOUIS JOSÉ (2'07.902)							
Lap	Seg.1	Seg.2	Seg.3	Seg.4	Lap Time	km/h	Local Time
1		28.151	28.418	32.140	2'14.221	209,3	16:07'35.472
2	36.538	29.033	30.009	32.322	2'07.902	215,1	16:09'43.374
3	37.109	29.092	29.136	32.842	2'08.179	205,3	16:11'51.553
4	37.594	29.323	29.434	34.239	2'10.590	212,2	16:14'02.143

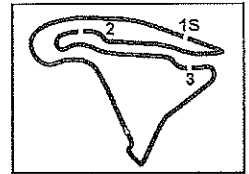
15° 48 W. MORGEUS (2'05.793)							
Lap	Seg.1	Seg.2	Seg.3	Seg.4	Lap Time	km/h	Local Time
1		29.106	29.182	33.577	2'20.246	200,4	16:07'41.497
2	37.506	28.492	29.531	32.551	2'08.080	212,6	16:09'49.577
3	36.880	27.826	29.025	32.062	2'05.793	220,0	16:11'55.370
4	37.014	28.085	29.261	32.804	2'07.164	214,3	16:14'02.534

16° 9 M. FORGIONE (2'03.499)							
Lap	Seg.1	Seg.2	Seg.3	Seg.4	Lap Time	km/h	Local Time
1		31.942	30.587	32.115	2'37.496	171,7	16:07'58.747
2	38.245	28.109	28.481	31.380	2'06.215	209,7	16:10'04.962
3	37.111	27.203	28.126	31.059	2'03.499	211,8	16:12'08.461
4	38.321	27.506	28.020	32.149	2'05.996	212,6	16:14'14.457

29/09/2019 P = Pits In/Out - C = Lap Time Cancelled

These data/results cannot be reproduced, stored and/or transmitted in whole or in part by any manner of electronic, mechanical, photocopying, recording, broadcasting or otherwise now known or herein after developed without the previous express consent by the copyright owner, except for reproduction in daily press and regular printed publications on sale to the public within 60 days of the event related to those data/results and always provided that copyright symbol appears together as follows below.

© DORNA WSBK ORGANIZATION Srl 2019



Handy Race

Chronological Analysis Race - Red Flag

Start at 16:05'21.251

17° 11 C. BERNARD (2'10.331)							
Lap	Seg.1	Seg.2	Seg.3	Seg.4	Lap Time	km/h	Local Time
1		29.373	30.181	32.847	2'21.993	191,8	16:07'43.244
2	38.287	28.491	29.655	33.898	2'10.331	214,7	16:09'53.575
3	38.911	29.502	29.683	33.514	2'11.610	202,2	16:12'05.185
4	39.065	28.909	30.476	35.797	2'14.247	204,2	16:14'19.432

18° 43 A. MONTOYA CAZORLA (2'09.012)							
Lap	Seg.1	Seg.2	Seg.3	Seg.4	Lap Time	km/h	Local Time
1		28.952	30.078	33.416	2'20.540	206,9	16:07'41.791
2	38.616	28.734	29.148	32.514	2'09.012	210,5	16:09'50.803
3	38.331	27.985	29.282	33.433	2'09.031	212,6	16:11'59.834
4	41.968	28.233	31.808	38.600	2'20.609	208,1	16:14'20.443

19° 45 A. GUIGNEBERT (2'11.160)							
Lap	Seg.1	Seg.2	Seg.3	Seg.4	Lap Time	km/h	Local Time
1		29.324	29.921	33.269	2'22.621	180,0	16:07'43.872
2	38.169	28.442	29.359	37.186	2'13.156	187,5	16:09'57.028
3	39.240	28.342	29.573	34.005	2'11.160	204,2	16:12'08.188
4	38.686	29.215	30.091	34.690	2'12.682	198,5	16:14'20.870

20° 39 E. MALAGOLI (1'54.916)							
Lap	Seg.1	Seg.2	Seg.3	Seg.4	Lap Time	km/h	Local Time
1		25.274	25.738	29.299	2'00.205	229,3	16:07'21.456
2	33.862	25.585	26.472	29.828	1'55.747	224,5	16:09'17.203
3	34.023	25.602	26.153	29.138	1'54.916	229,3	16:11'12.119
4	33.539	25.579	26.315	1'53.355	3'18.788P	227,4	16:14'30.907

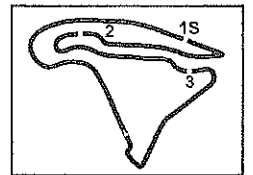
21° 13 M. BACCI (2'28.579)							
Lap	Seg.1	Seg.2	Seg.3	Seg.4	Lap Time	km/h	Local Time
1		35.119	34.506	39.674	2'52.703	157,7	16:08'13.954
2	44.016	33.444	33.409	37.710	2'28.579	180,9	16:10'42.533
3	42.289	31.768	35.303	40.911	2'30.271	190,5	16:13'12.804

RET 146 K. SIMONATO							
Lap	Seg.1	Seg.2	Seg.3	Seg.4	Lap Time	km/h	Local Time
1		28.851	30.241	33.479	2'19.529	208,5	16:07'40.780
2	37.398	28.475	29.581	41.472	2'16.926P	208,5	16:09'57.706

29/09/2019 P = Pits In/Out - C = Lap Time Cancelled

These data/results cannot be reproduced, stored and/or transmitted in whole or in part by any manner of electronic, mechanical, photocopying, recording, broadcasting or otherwise now known or herein after developed without the previous express consent by the copyright owner, except for reproduction in daily press and regular printed publications on sale to the public within 60 days of the event related to those data/results and always provided that copyright symbol appears together as follows below.

© DORNA WSBK ORGANIZATION Srl 2019



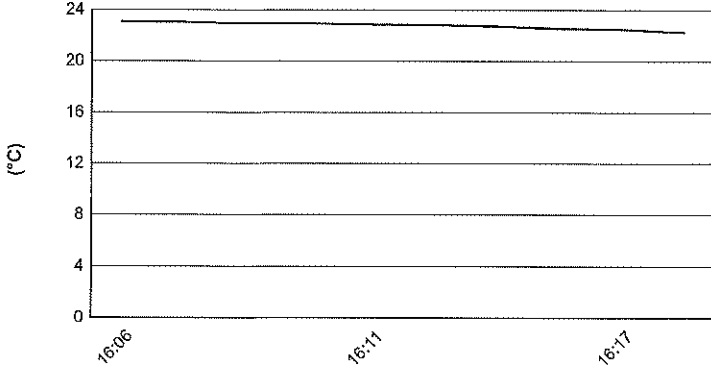
Magny-Cours 4.411 m

Handy Race


Weather Report Race - Red Flag

Session started 16:06 - Session ended 16:18

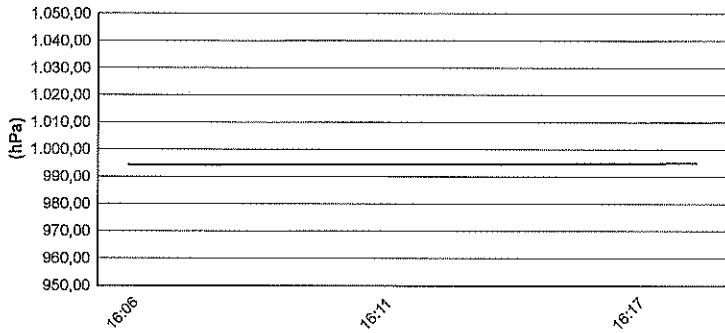
Air Temperature



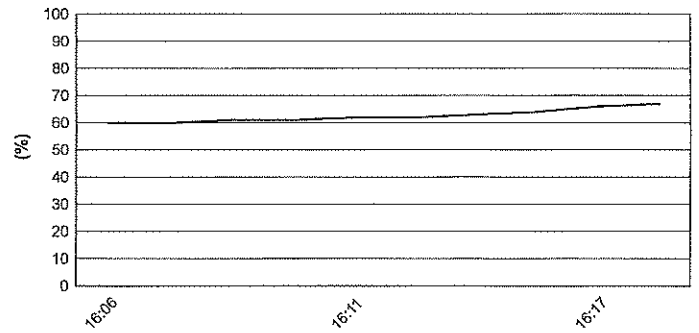
Track Temperature



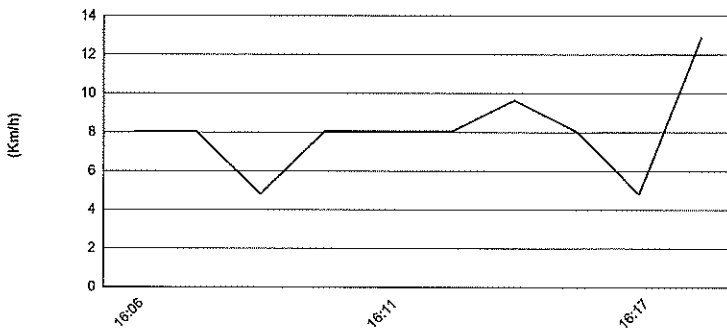
Air Pressure



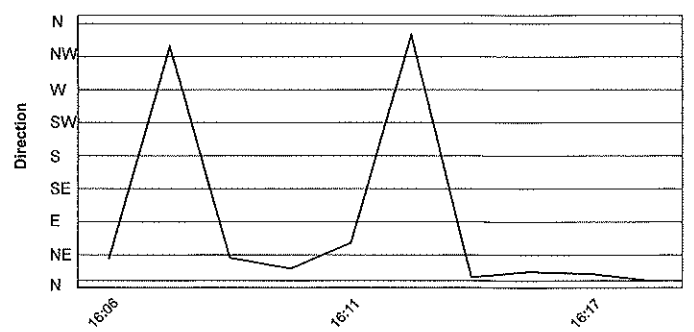
Humidity



Wind Speed



Wind Direction



29/09/2019

These data/results cannot be reproduced, stored and/or transmitted in whole or in part by any manner of electronic, mechanical, photocopying, recording, broadcasting or otherwise now known or herein after developed without the previous express consent by the copyright owner, except for reproduction in daily press and regular printed publications on sale to the public within 60 days of the event related to those data/results and always provided that copyright symbol appears together as follows below.

© DORNA WSBK ORGANIZATION Srl 2019

