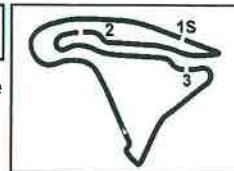


ACERBIS French Round, 28 - 30 September 2018

Handy Race

4.1

Handy Race



Magny-Cours 4.411 m

Handy Race - Results Race

Laps 10 = 44,110 km - Avg 142,894 km/h - Race Time 18'31.282

No.	Rider	Nat	Team	Bike	Class	Laps	Time	Gap	Rel.	Fastest Lap
1	69 ROHR Peter	AUT		Yamaha R1	1000	10	18'31.282		2	1'49.994
2	89 LANZINGER Matthias	AUT		KTM 1290 Super Duke	1000	10	18'49.415	18.133	18.133	4 1'51.418
3	20 PAULUS Stephane	FRA		Suzuki GSXR	1000	10	18'53.974	22.692	4.559	4 1'51.121
4	39 MALAGOLI Emiliano	ITA		BMW S RR	1000	10	19'05.424	34.142	11.450	4 1'52.554
5	7 CASTELLI Maurizio	ITA		Yamaha R6	600	10	19'12.132	40.850	6.708	2 1'53.775
6	77 NICOLINO Daniele	ITA		BMW S RR	1000	10	19'26.908	55.626	14.776	3 1'54.693
7	2 DE LA CRUZ Alejandro	ESP		Suzuki GSXR	600	10	19'34.427	1'03.145	7.519	4 1'54.521
8	83 SKEELS-PIGGINS Talan	GBR		Suzuki GSXR	600	10	19'43.792	1'12.510	9.365	4 1'56.384
9	15 PARVIAINEN Jarno-Pekka	FIN		Honda CBR-RR	600	10	19'53.559	1'22.277	9.767	7 1'55.945
10	6 GUEZET Christopher	FRA		Yamaha R1	1000	10	20'08.279	1'36.997	14.720	6 1'58.123
11	146 SIMONATO Kevin	FRA		Kawasaki ZX10R	1000	10	20'28.655	1'57.373	20.376	9 2'00.908
12	34 INNOCENTI Alex	ITA		Kawasaki ZX10R	1000	10	20'29.105	1'57.823	0.450	9 1'59.998
13	229 MARIANI Enrico	ITA		Yamaha R1	1000	10	20'29.471	1'58.189	0.366	9 2'00.550
14	11 BERNARD Christophe	BEL		Suzuki GSXR	600	9	18'32.663	1 Lap	1 Lap	2 2'00.826
15	76 PONCHON Cedric	FRA		Suzuki GSXR	1000	9	18'38.478	1 Lap	5.815	8 2'00.560
16	45 GUIGNEBERT Arnaud	FRA		Honda CB 500	600	9	19'05.912	1 Lap	27.434	7 2'03.807
17	91 DESHAYES Benoit	FRA		Yamaha R6	600	9	19'24.142	1 Lap	18.230	5 2'06.389
18	346 QUINTANA Giorgio	ITA		Suzuki GSXR	600	9	19'55.717	1 Lap	31.575	3 2'07.366
19	42 HORKY Martin	CZE		BMW S RR	1000	9	19'55.876	1 Lap	0.159	8 2'01.359
20	12 CHRISTANCHO Christian Felipe	COL		Suzuki GSXR	600	8	18'52.516	2 Laps	1 Lap	2 2'18.923
----- Not Classified -----										
RET	71 BARBERO Daniele	ITA		Suzuki GSXR	1000	9	17'04.857	1 Lap		7 1'51.167
RET	4 MONGRENIER Eric	FRA		Suzuki GSXR	1000	9	18'23.631	1 Lap		3 1'54.970

Starting: 22 Not Started: 0 Retired: 2 Not Classified: 0 Classified: 20 Disqualified: 0

Fastest Lap N. 2 No. 69 Peter Rohr Time 1'49.994 Avg. 144,368 Km/h

Humidity:	50%	AIR	19°C
Condition:	Dry	Temp:	30°C

COMPLETE SESSION RESULTS

29/09/2018 Start 15:59 End 16:20

The results are provisional until the end of the time limit for protests and appeals and the completion of the technical checks.

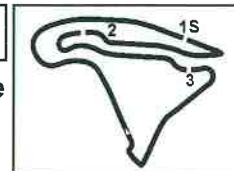
ACERBIS French Round, 28 - 30 September 2018

Handy Race

Handy Race - Class Results Race

4.2

Handy Race



Magny-Cours 4.411 m

1000

Laps 10 = 44,110 km - Avg 142,894 km/h - Race Time 18'31.282

No.	Rider	Nat	Team	Bike	Laps	Time	Gap	Rel.	Fastest Lap
1	69 ROHR Peter	AUT		Yamaha R1	10	18'31.282		2	1'49.994
2	89 LANZINGER Matthias	AUT		KTM 1290 Super Duke	10	18'49.415	18.133	18.133	4 1'51.418
3	20 PAULUS Stephane	FRA		Suzuki GSXR	10	18'53.974	22.692	4.559	4 1'51.121
4	39 MALAGOLI Emiliano	ITA		BMW S RR	10	19'05.424	34.142	11.450	4 1'52.554
5	77 NICOLINO Daniele	ITA		BMW S RR	10	19'26.908	55.626	21.484	3 1'54.693
6	6 GUEZET Christopher	FRA		Yamaha R1	10	20'08.279	1'36.997	41.371	6 1'58.123
7	146 SIMONATO Kevin	FRA		Kawasaki ZX10R	10	20'28.655	1'57.373	20.376	9 2'00.908
8	34 INNOCENTI Alex	ITA		Kawasaki ZX10R	10	20'29.105	1'57.823	0.450	9 1'59.998
9	229 MARIANI Enrico	ITA		Yamaha R1	10	20'29.471	1'58.189	0.366	9 2'00.550
10	76 PONCHON Cedric	FRA		Suzuki GSXR	9	18'38.478	1 Lap	1 Lap	8 2'00.560
11	42 HORKY Martin	CZE		BMW S RR	9	19'55.876	1 Lap	1'17.398	8 2'01.359
----- Not Classified -----									
RET	71 BARBERO Daniele	ITA		Suzuki GSXR	9	17'04.857	1 Lap		7 1'51.167
RET	4 MONGRENIER Eric	FRA		Suzuki GSXR	9	18'23.631	1 Lap		3 1'54.970

Starting: 13 Not Started: 0 Retired: 2 Not Classified: 0 Classified: 11 Disqualified: 0
 Fastest Lap N. 2 No. 69 Peter Rohr Time 1'49.994 Avg. 144,368 Km/h

600

Laps 10 = 44,110 km - Avg 137,828 km/h - Race Time 19'12.132

No.	Rider	Nat	Team	Bike	Laps	Time	Gap	Rel.	Fastest Lap
1	7 CASTELLI Maurizio	ITA		Yamaha R6	10	19'12.132		2	1'53.775
2	2 DE LA CRUZ Alejandro	ESP		Suzuki GSXR	10	19'34.427	22.295	22.295	4 1'54.521
3	83 SKEELS-PIGGINS Talan	GBR		Suzuki GSXR	10	19'43.792	31.660	9.365	4 1'56.384
4	15 PARVIAINEN Jarno-Pekka	FIN		Honda CBR-RR	10	19'53.559	41.427	9.767	7 1'55.945
5	11 BERNARD Christophe	BEL		Suzuki GSXR	9	18'32.663	1 Lap	1 Lap	2 2'00.826
6	45 GUIGNEBERT Arnaud	FRA		Honda CB 500	9	19'05.912	1 Lap	33.249	7 2'03.807
7	91 DESHAYES Benoit	FRA		Yamaha R6	9	19'24.142	1 Lap	18.230	5 2'06.389
8	346 QUINTANA Giorgio	ITA		Suzuki GSXR	9	19'55.717	1 Lap	31.575	3 2'07.366
9	12 CHRISTANCHO Christian Felipe	COL		Suzuki GSXR	8	18'52.516	2 Laps	1 Lap	2 2'18.923

Starting: 9 Not Started: 0 Retired: 0 Not Classified: 0 Classified: 9 Disqualified: 0
 Fastest Lap N. 2 No. 7 Maurizio Castelli Time 1'53.775 Avg. 139,570 Km/h

Humidity:	50%	AIR	19°C
Condition:	Dry	Temp:	30°C

29/09/2018

 Start
15:59

 End
16:20

The results are provisional until the end of the time limit for protests and appeals and the completion of the technical checks.

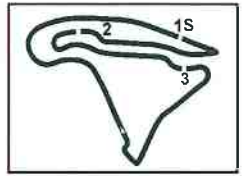
ACERBIS French Round, 28 - 30 September 2018

Handy Race

Handy Race - Lap Chart Race

4.3

Handy Race



Magny-Cours 4.411 m

1 / 3

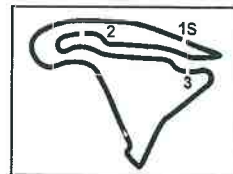
		Lap									
	1	2	3	4	5	6	7	8	9	10	
1	69	69	69	69	69	69	69	69	69	69	69
2	71	71	89	89	89	89	89	89	89	89	89
3	89	89	20	20	20	20	20	20	20	20	20
4	20	20	39	39	39	39	71	71	71	71	39
5	39	39	7	7	7	71	39	39	39	7	7
6	7	7	77	77	71	7	7	7	7	77	7
7	77	77	71	71	77	77	77	77	77	77	2
8	2	2	2	2	2	2	4	2	2	83	2
9	15	15	4	4	4	4	2	4	83	15	15
10	4	4	15	15	15	15	15	83	15	6	6
11	83	83	83	83	83	83	83	15	6	146	146
12	6	6	6	6	6	6	6	6	4	34	34
13	11	11	11	11	11	34	146	146	34	229	229
14	34	34	34	34	34	146	34	34	146		
15	146	229	229	229	146	229	229	229	229		
16	229	146	146	146	229	11	11	11	11		
17	42	76	76	76	76	76	76	76	76		
18	76	91	91	45	45	45	45	45	45		
19	91	45	45	91	91	91	91	91	91		
20	346	346	346	346	346	346	346	346	346		
21	45	12	12	12	42	42	42	42	42		
22	12	42	42	42	12	12	12	12	12		

Final Result			
1	69	P. ROHR	Laps 10
2	89	M. LANZINGER	18.133
3	20	S. PAULUS	22.692
4	39	E. MALAGOLI	34.142
5	7	M. CASTELLI	40.850
6	77	D. NICOLINO	55.626
7	2	A. DE LA CRUZ	1'03.145
8	83	T. SKEELS-PIGGINS	1'12.510
9	15	J. PARVIAINEN	1'22.277
10	6	C. GUEZET	1'36.997
11	146	K. SIMONATO	1'57.373
12	34	A. INNOCENTI	1'57.823
13	229	E. MARIANI	1'58.189
14	11	C. BERNARD	1 Lap
15	76	C. PONCHON	1 Lap
16	45	A. GUIGNEBERT	1 Lap
17	91	B. DESHAYES	1 Lap
18	346	G. QUINTANA	1 Lap
19	42	M. HORKY	1 Lap
20	12	C. CHRISTANCHO	2 Laps
RET	71	D. BARBERO	1 Lap
RET	4	E. MONGRENIER	1 Lap

29/09/2018

These data/results cannot be reproduced, stored and/or transmitted in whole or in part by any manner of electronic, mechanical, photocopying, recording, broadcasting or otherwise now known or herein after developed without the previous express consent by the copyright owner, except for reproduction in daily press and regular printed publications on sale to the public within 60 days of the event related to those data/results and always provided that copyright symbol appears together as follows below.

© DORNA WSBK ORGANIZATION Srl 2018



Magny-Cours 4.411 m

Handy Race

Handy Race - Lap Chart Race

2 / 3

Lap 1

1	69 P.Rohr	16:00'50.463
2	71 D.Barbero	3.463
3	89 M.Lanzinger	3.701
4	20 S.Paulus	4.029
5	39 E.Malagoli	5.153
6	7 M.Castelli	5.682
7	77 D.Nicolino	7.330
8	2 A.de la Cruz	10.836
9	15 J.Parviainen	11.733
10	4 E.Mongrenier	12.537
11	83 T.Skeels-Piggins	12.946
12	6 C.Guezet	15.515
13	11 C.Bernard	16.322
14	34 A.Innocenti	18.885
15	146 K.Simonato	19.167
16	229 E.Mariani	19.631
17	42 M.Horky	25.012
18	76 C.Ponchon	25.910
19	91 B.Deshayes	26.559
20	346 G.Quintana	27.741
21	45 A.Guignebert	27.880
22	12 C.Christancho	38.380

Lap 2

1	69 P.Rohr	16:02'40.457
2	71 D.Barbero	6.493
3	89 M.Lanzinger	6.575
4	20 S.Paulus	8.084
5	39 E.Malagoli	9.140
6	7 M.Castelli	9.463
7	77 D.Nicolino	12.054
8	2 A.de la Cruz	16.964
9	15 J.Parviainen	18.975
10	4 E.Mongrenier	20.352
11	83 T.Skeels-Piggins	20.828
12	6 C.Guezet	25.636
13	11 C.Bernard	27.154
14	34 A.Innocenti	30.968
15	229 E.Mariani	31.255
16	146 K.Simonato	32.218
17	76 C.Ponchon	39.169
18	91 B.Deshayes	44.885
19	45 A.Guignebert	46.664
20	346 G.Quintana	47.670
21	12 C.Christancho	1'07.309
22	42 M.Horky	1'27.507

Lap 3

1	69 P.Rohr	16:04'30.948
2	89 M.Lanzinger	8.621
3	20 S.Paulus	9.724
4	39 E.Malagoli	11.898
5	7 M.Castelli	13.076
6	77 D.Nicolino	16.256
7	71 D.Barbero	20.283
8	2 A.de la Cruz	21.313
9	4 E.Mongrenier	24.831
10	15 J.Parviainen	25.444
11	83 T.Skeels-Piggins	26.962
12	6 C.Guezet	34.100
13	11 C.Bernard	40.888
14	34 A.Innocenti	42.409
15	229 E.Mariani	42.753
16	146 K.Simonato	43.610
17	76 C.Ponchon	51.963
18	91 B.Deshayes	1'02.273
19	45 A.Guignebert	1'02.906
20	346 G.Quintana	1'04.545
21	12 C.Christancho	1'36.425
22	42 M.Horky	1'41.076

Lap 4

1	69 P.Rohr	16:06'21.237
---	-----------	--------------

2	89 M.Lanzinger	9.750
3	20 S.Paulus	10.556
4	39 E.Malagoli	14.163
5	7 M.Castelli	17.553
6	77 D.Nicolino	20.915
7	71 D.Barbero	21.918
8	2 A.de la Cruz	25.545
9	4 E.Mongrenier	29.584
10	15 J.Parviainen	31.543
11	83 T.Skeels-Piggins	33.057
12	6 C.Guezet	42.489
13	11 C.Bernard	52.952
14	34 A.Innocenti	54.703
15	229 E.Mariani	54.997
16	146 K.Simonato	55.948
17	76 C.Ponchon	1'04.975
18	45 A.Guignebert	1'18.288
19	91 B.Deshayes	1'19.317
20	346 G.Quintana	1'26.238
21	12 C.Christancho	
22	42 M.Horky	

Lap 5

1	69 P.Rohr	16:08'12.336
2	89 M.Lanzinger	10.576
3	20 S.Paulus	11.381
4	39 E.Malagoli	17.454
5	7 M.Castelli	21.155
6	71 D.Barbero	22.347
7	77 D.Nicolino	25.767
8	2 A.de la Cruz	31.668
9	4 E.Mongrenier	33.522
10	15 J.Parviainen	36.637
11	83 T.Skeels-Piggins	38.457
12	6 C.Guezet	51.200
13	11 C.Bernard	1'05.057
14	34 A.Innocenti	1'05.432
15	146 K.Simonato	1'06.608
16	229 E.Mariani	1'07.123
17	76 C.Ponchon	1'14.808
18	45 A.Guignebert	1'32.499
19	91 B.Deshayes	1'34.607
20	346 G.Quintana	1'47.057
21	42 M.Horky	
22	12 C.Christancho	

Lap 6

1	69 P.Rohr	16:10'02.919
2	89 M.Lanzinger	12.348
3	20 S.Paulus	13.371
4	39 E.Malagoli	22.833
5	71 D.Barbero	23.876
6	7 M.Castelli	25.784
7	77 D.Nicolino	32.241
8	2 A.de la Cruz	37.755
9	4 E.Mongrenier	38.507
10	15 J.Parviainen	42.268
11	83 T.Skeels-Piggins	47.565
12	6 C.Guezet	58.740
13	34 A.Innocenti	1'17.439
14	146 K.Simonato	1'17.802
15	229 E.Mariani	1'18.199
16	11 C.Bernard	1'18.839
17	76 C.Ponchon	1'25.934
18	45 A.Guignebert	1'46.164
19	91 B.Deshayes	1'51.362
20	346 G.Quintana	
21	42 M.Horky	
22	12 C.Christancho	

Lap 7

1	69 P.Rohr	16:11'54.312
2	89 M.Lanzinger	13.638
3	20 S.Paulus	15.335
4	71 D.Barbero	23.650

5	39 E.Malagoli	25.745
6	7 M.Castelli	29.153
7	77 D.Nicolino	35.887
8	4 E.Mongrenier	44.149
9	2 A.de la Cruz	44.503
10	15 J.Parviainen	46.820
11	83 T.Skeels-Piggins	53.136
12	6 C.Guezet	1'07.007
13	146 K.Simonato	1'29.474
14	34 A.Innocenti	1'29.905
15	229 E.Mariani	1'30.218
16	11 C.Bernard	1'30.517
17	76 C.Ponchon	1'36.573
18	45 A.Guignebert	
19	91 B.Deshayes	
20	346 G.Quintana	
21	42 M.Horky	
22	12 C.Christancho	

Lap 8

1	69 P.Rohr	16:13'45.163
2	89 M.Lanzinger	15.639
3	20 S.Paulus	17.741
4	71 D.Barbero	25.333
5	39 E.Malagoli	28.915
6	7 M.Castelli	32.829
7	77 D.Nicolino	40.813
8	2 A.de la Cruz	51.236
9	4 E.Mongrenier	57.943
10	83 T.Skeels-Piggins	1'00.945
11	15 J.Parviainen	1'05.717
12	6 C.Guezet	1'17.407
13	146 K.Simonato	1'39.654
14	34 A.Innocenti	1'39.963
15	229 E.Mariani	1'40.253
16	11 C.Bernard	1'42.957
17	76 C.Ponchon	1'46.282
18	45 A.Guignebert	
19	91 B.Deshayes	
20	346 G.Quintana	
21	42 M.Horky	
22	12 C.Christancho	

Lap 9

1	69 P.Rohr	16:15'36.679
2	89 M.Lanzinger	16.530
3	20 S.Paulus	20.403
4	71 D.Barbero	26.296
5	39 E.Malagoli	31.090
6	7 M.Castelli	36.206
7	77 D.Nicolino	48.135
8	2 A.de la Cruz	56.288
9	83 T.Skeels-Piggins	1'07.280
10	15 J.Parviainen	1'13.908
11	6 C.Guezet	1'25.867
12	4 E.Mongrenier	1'45.070
13	34 A.Innocenti	1'48.445
14	146 K.Simonato	1'49.046
15	229 E.Mariani	1'49.287
16	11 C.Bernard	
17	76 C.Ponchon	
18	45 A.Guignebert	
19	91 B.Deshayes	
20	346 G.Quintana	
21	42 M.Horky	

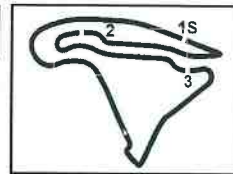
Lap 10

1	69 P.Rohr	16:17'29.400
2	89 M.Lanzinger	18.133
3	20 S.Paulus	22.692
4	39 E.Malagoli	34.142
5	7 M.Castelli	40.850
6	77 D.Nicolino	55.626
7	2 A.de la Cruz	1'03.145
8	83 T.Skeels-Piggins	1'12.510

29/09/2018

These data/results cannot be reproduced, stored and/or transmitted in whole or in part by any manner of electronic, mechanical, photocopying, recording, broadcasting or otherwise now known or herein after developed without the previous express consent by the copyright owner, except for reproduction in daily press and regular printed publications on sale to the public within 60 days of the event related to those data/results and always provided that copyright symbol appears together as follows below.

© DORNA WSBK ORGANIZATION Srl 2018



Magny-Cours 4.411 m

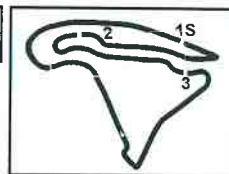
3 / 3

Handy Race - Lap Chart Race

Race Pace Comparison

	69 Roh	89 Lan	20 Pau	39 Mal	7 Cas	77 Nic	2 dCr	83 Ske	15 Par	6 Gue	146 Sim	34 Inn	229 Mar	11 Ber
1	1'52.345	1'56.046	1'56.374	1'57.498	1'58.027	1'59.675	2'03.181	2'05.291	2'04.078	2'07.860	2'11.512	2'11.230	2'11.976	2'08.667
2	1'49.994	1'52.868	1'54.049	1'53.981	1'53.775	1'54.718	1'56.122	1'57.876	1'57.236	2'00.115	2'03.045	2'02.077	2'01.618	2'00.826
3	1'50.491	1'52.537	1'52.131	1'53.249	1'54.104	1'54.693	1'54.840	1'56.625	1'56.960	1'58.955	2'01.883	2'01.932	2'01.989	2'04.225
4	1'50.289	1'51.418	1'51.121	1'52.554	1'54.766	1'54.948	1'54.521	1'56.384	1'56.388	1'58.678	2'02.627	2'02.583	2'02.533	2'02.353
5	1'51.099	1'51.925	1'51.924	1'54.390	1'54.701	1'55.951	1'57.222	1'56.499	1'56.193	1'59.810	2'01.759	2'01.828	2'03.225	2'03.204
6	1'50.583	1'52.355	1'52.573	1'55.962	1'55.212	1'57.057	1'56.670	1'59.691	1'56.214	1'58.123	2'01.777	2'02.590	2'01.659	2'04.365
7	1'51.393	1'52.683	1'53.357	1'54.305	1'54.762	1'55.039	1'58.141	1'56.964	1'55.945	1'59.660	2'03.065	2'03.859	2'03.412	2'03.071
8	1'50.851	1'52.852	1'53.257	1'54.021	1'54.527	1'55.777	1'57.584	1'58.660	2'09.748	2'01.251	2'01.031	2'00.909	2'00.886	2'03.291
9	1'51.516	1'52.407	1'54.178	1'53.691	1'54.893	1'58.838	1'56.568	1'57.851	1'59.707	1'59.976	2'00.908	1'59.998	2'00.550	2'02.661
10	1'52.721	1'54.324	1'55.010	1'55.773	1'57.365	2'00.212	1'59.578	1'57.951	2'01.090	2'03.851	2'01.048	2'02.099	2'01.623	

	71 Bar	4 Mon	76 Pon	45 Gui	91 Des	346 Qui	42 Hor	12 Chr
1	1'55.808	2'04.882	2'18.255	2'20.225	2'18.904	2'20.086	2'17.357	2'30.725
2	1'53.024	1'57.809	2'03.253	2'08.778	2'08.320	2'09.923	2'52.489	2'18.923
3	2'04.281	1'54.970	2'03.285	2'06.733	2'07.879	2'07.366	2'04.060	2'19.607
4	1'51.924	1'55.042	2'03.301	2'05.671	2'07.333	2'11.982	2'20.399	2'20.684
5	1'51.528	1'55.037	2'00.932	2'05.310	2'06.389	2'11.918	2'06.644	2'22.416
6	1'52.112	1'55.568	2'01.709	2'04.248	2'07.338	2'12.494	2'03.695	2'19.486
7	1'51.167	1'57.035	2'02.032	2'03.807	2'08.123	2'11.966	2'06.371	2'19.762
8	1'52.534	2'04.645	2'00.560	2'03.931	2'09.302	2'13.245	2'01.359	2'20.913
9	1'52.479	2'38.643	2'05.151	2'07.209	2'10.554	2'16.737	2'03.502	



Best Sector & Speed Race

RESULTS

1	69 P. ROHR	Yamaha R1	Laps 10
2	89 M. LANZINGER	KTM 1290 Super Duke	18.133
3	20 S. PAULUS	Suzuki GSXR	22.692
4	39 E. MALAGOLI	BMW S RR	34.142
5	7 M. CASTELLI	Yamaha R6	40.850
6	77 D. NICOLINO	BMW S RR	55.626
7	2 A. DE LA CRUZ	Suzuki GSXR	1'03.145
8	83 T. SKEELS-PIGGINS	Suzuki GSXR	1'12.510
9	15 J. PARVIAINEN	Honda CBR-RR	1'22.277
10	6 C. GUEZET	Yamaha R1	1'36.997
11	146 K. SIMONATO	Kawasaki ZX10R	1'57.373
12	34 A. INNOCENTI	Kawasaki ZX10R	1'57.823
13	229 E. MARIANI	Yamaha R1	1'58.189
14	11 C. BERNARD	Suzuki GSXR	1 Lap
15	76 C. PONCHON	Suzuki GSXR	1 Lap
16	45 A. GUIGNEBERT	Honda CB 500	1 Lap
17	91 B. DESHAYES	Yamaha R6	1 Lap
18	346 G. QUINTANA	Suzuki GSXR	1 Lap
19	42 M. HORKY	BMW S RR	1 Lap
20	12 C. CHRISTANCHO	Suzuki GSXR	2 Laps
RET	71 D. BARBERO	Suzuki GSXR	1 Lap
RET	4 E. MONGRENIER	Suzuki GSXR	1 Lap

SPEED

1	71 D. BARBERO	Suzuki GSXR	257,8
2	4 E. MONGRENIER	Suzuki GSXR	255,9
3	89 M. LANZINGER	KTM 1290 Super Duke	252,9
4	77 D. NICOLINO	BMW S RR	251,7
5	146 K. SIMONATO	Kawasaki ZX10R	245,5
6	69 P. ROHR	Yamaha R1	244,3
7	20 S. PAULUS	Suzuki GSXR	243,2
8	7 M. CASTELLI	Yamaha R6	242,7
9	34 A. INNOCENTI	Kawasaki ZX10R	241,1
10	76 C. PONCHON	Suzuki GSXR	240,5
11	6 C. GUEZET	Yamaha R1	237,9
12	15 J. PARVIAINEN	Honda CBR-RR	234,8
13	39 E. MALAGOLI	BMW S RR	234,8
14	229 E. MARIANI	Yamaha R1	233,8
15	83 T. SKEELS-PIGGINS	Suzuki GSXR	233,3
16	11 C. BERNARD	Suzuki GSXR	233,3
17	2 A. DE LA CRUZ	Suzuki GSXR	232,3
18	91 B. DESHAYES	Yamaha R6	226,4
19	42 M. HORKY	BMW S RR	225,0
20	346 G. QUINTANA	Suzuki GSXR	220,9
21	45 A. GUIGNEBERT	Honda CB 500	219,5
22	12 C. CHRISTANCHO	Suzuki GSXR	182,4

SEG. 1

1	69 P. ROHR	31.883
2	20 S. PAULUS	32.627
3	39 E. MALAGOLI	32.729
4	71 D. BARBERO	32.876
5	89 M. LANZINGER	32.901
6	4 E. MONGRENIER	33.151
7	77 D. NICOLINO	33.203
8	7 M. CASTELLI	33.831
9	2 A. DE LA CRUZ	34.183
10	6 C. GUEZET	34.300
11	42 M. HORKY	34.334
12	15 J. PARVIAINEN	34.414
13	83 T. SKEELS-PIGGINS	34.465
14	146 K. SIMONATO	34.541
15	229 E. MARIANI	34.732
16	34 A. INNOCENTI	34.907
17	76 C. PONCHON	35.374
18	11 C. BERNARD	36.046
19	91 B. DESHAYES	36.605
20	45 A. GUIGNEBERT	36.823
21	346 G. QUINTANA	36.911
22	12 C. CHRISTANCHO	40.469

SEG. 2

1	71 D. BARBERO	24.606
2	69 P. ROHR	24.666
3	89 M. LANZINGER	24.711
4	20 S. PAULUS	24.890
5	7 M. CASTELLI	25.030
6	39 E. MALAGOLI	25.227
7	4 E. MONGRENIER	25.585
8	15 J. PARVIAINEN	25.619
9	2 A. DE LA CRUZ	25.751
10	83 T. SKEELS-PIGGINS	25.792
11	77 D. NICOLINO	25.806
12	11 C. BERNARD	26.682
13	6 C. GUEZET	26.698
14	146 K. SIMONATO	26.760
15	229 E. MARIANI	26.850
16	34 A. INNOCENTI	26.912
17	76 C. PONCHON	27.154
18	45 A. GUIGNEBERT	27.191
19	42 M. HORKY	27.371
20	91 B. DESHAYES	27.816
21	346 G. QUINTANA	28.576
22	12 C. CHRISTANCHO	30.904

SEG. 3

1	69 P. ROHR	24.804
2	89 M. LANZINGER	25.150
3	71 D. BARBERO	25.239
4	20 S. PAULUS	25.261
5	39 E. MALAGOLI	25.405
6	2 A. DE LA CRUZ	25.604
7	15 J. PARVIAINEN	25.723
8	7 M. CASTELLI	25.778
9	83 T. SKEELS-PIGGINS	26.177
10	77 D. NICOLINO	26.220
11	4 E. MONGRENIER	26.420
12	6 C. GUEZET	26.949
13	34 A. INNOCENTI	27.184
14	229 E. MARIANI	27.218
15	42 M. HORKY	27.228
16	76 C. PONCHON	27.274
17	11 C. BERNARD	27.473
18	146 K. SIMONATO	27.642
19	45 A. GUIGNEBERT	27.965
20	346 G. QUINTANA	28.824
21	91 B. DESHAYES	29.219
22	12 C. CHRISTANCHO	30.587

SEG. 4

1	20 S. PAULUS	28.006
2	71 D. BARBERO	28.042
3	69 P. ROHR	28.132
4	89 M. LANZINGER	28.149
5	2 A. DE LA CRUZ	28.777
6	7 M. CASTELLI	28.875
7	39 E. MALAGOLI	29.159
8	77 D. NICOLINO	29.160
9	15 J. PARVIAINEN	29.365
10	4 E. MONGRENIER	29.448
11	83 T. SKEELS-PIGGINS	29.536
12	6 C. GUEZET	29.927
13	229 E. MARIANI	30.013
14	34 A. INNOCENTI	30.165
15	76 C. PONCHON	30.255
16	11 C. BERNARD	30.617
17	146 K. SIMONATO	31.032
18	45 A. GUIGNEBERT	31.057
19	42 M. HORKY	31.720
20	91 B. DESHAYES	32.312
21	346 G. QUINTANA	32.315
22	12 C. CHRISTANCHO	35.316

29/09/2018

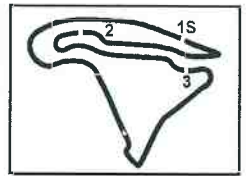
These data/results cannot be reproduced, stored and/or transmitted in whole or in part by any manner of electronic, mechanical, photocopying, recording, broadcasting or otherwise now known or herein after developed without the previous express consent by the copyright owner, except for reproduction in daily press and regular printed publications on sale to the public within 60 days of the event related to those data/results and always provided that copyright symbol appears together as follows below.

© DORNA WSBK ORGANIZATION Srl 2018

ACERBIS French Round, 28 - 30 September 2018

4.5

Handy Race



Magny-Cours 4.411 m

1 / 3

Chronological Analysis Race

Start at 15:58'58.118

Race Time 19'12.132

1° 69 P. ROHR (1'49.994)							
Lap	Seg.1	Seg.2	Seg.3	Seg.4	Lap Time	km/h	Local Time
1		24.819	24.935	28.132	1'52.345	234,8	16:00'50.463
2	32.051	24.777	24.941	28.225	1'49.994	232,8	16:02'40.457
3	31.883	24.666	25.358	28.584	1'50.491	244,3	16:04'30.948
4	32.077	25.027	24.973	28.212	1'50.289	234,3	16:06'21.237
5	32.241	25.362	25.043	28.453	1'51.099	230,3	16:08'12.336
6	32.212	25.053	25.007	28.311	1'50.583	237,9	16:10'02.919
7	33.299	24.706	24.804	28.584	1'51.393	233,3	16:11'54.312
8	32.388	25.171	24.890	28.402	1'50.851	237,9	16:13'45.163
9	32.463	25.425	25.153	28.475	1'51.516	222,7	16:15'36.679
10	33.329	25.377	25.276	28.739	1'52.721	212,2	16:17'29.400
Race Time 18'31.282							

6° 77 D. NICOLINO (1'54.693)							
Lap	Seg.1	Seg.2	Seg.3	Seg.4	Lap Time	km/h	Local Time
1		25.967	26.639	29.179	1'59.675	233,8	16:00'57.793
2	33.473	25.865	26.220	29.160	1'54.718	236,8	16:02'52.511
3	33.242	25.806	26.404	29.241	1'54.693	251,7	16:04'47.204
4	33.295	25.886	26.397	29.370	1'54.948	240,5	16:06'42.152
5	33.527	26.091	26.473	29.860	1'55.951	242,2	16:08'38.103
6	33.428	26.815	27.464	29.350	1'57.057	225,5	16:10'35.160
7	33.203	25.971	26.674	29.191	1'55.039	250,0	16:12'30.199
8	33.207	25.991	26.855	29.724	1'55.777	242,7	16:14'25.976
9	35.420	25.928	27.707	29.783	1'58.838	233,8	16:16'24.814
10	33.861	27.586	27.918	30.847	2'00.212	236,8	16:18'25.026
Race Time 19'26.908							

2° 89 M. LANZINGER (1'51.418)							
Lap	Seg.1	Seg.2	Seg.3	Seg.4	Lap Time	km/h	Local Time
1		25.349	25.957	28.562	1'56.046	234,3	16:00'54.164
2	33.168	25.276	25.478	28.946	1'52.868	240,5	16:02'47.032
3	33.870	24.940	25.192	28.535	1'52.537	244,3	16:04'39.569
4	33.101	25.018	25.150	28.149	1'51.418	250,6	16:06'30.987
5	32.941	24.747	25.555	28.682	1'51.925	252,3	16:08'22.912
6	33.185	24.748	25.770	28.652	1'52.355	247,7	16:10'15.267
7	33.057	25.372	25.437	28.817	1'52.683	252,9	16:12'07.950
8	32.901	25.385	25.384	29.182	1'52.852	246,0	16:14'00.802
9	33.047	24.711	25.774	28.875	1'52.407	246,0	16:15'53.209
10	33.166	25.729	25.817	29.612	1'54.324	251,7	16:17'47.533
Race Time 18'49.415							

7° 2 A. DE LA CRUZ (1'54.521)							
Lap	Seg.1	Seg.2	Seg.3	Seg.4	Lap Time	km/h	Local Time
1		26.432	26.957	29.500	2'03.181	220,9	16:01'01.299
2	34.267	26.603	25.962	29.290	1'58.122	214,7	16:02'57.421
3	34.393	26.007	25.663	28.777	1'54.840	228,8	16:04'52.261
4	34.183	25.751	25.604	28.983	1'54.521	231,8	16:06'46.782
5	34.447	27.833	25.858	29.084	1'57.222	232,3	16:08'44.004
6	34.289	26.404	26.733	29.244	1'58.670	221,8	16:10'40.674
7	34.915	26.852	26.197	30.177	1'58.141	225,5	16:12'38.815
8	35.006	26.592	26.690	29.296	1'57.584	232,3	16:14'36.399
9	34.413	26.260	26.035	29.860	1'56.568	229,8	16:16'32.967
10	35.282	26.716	26.883	30.697	1'59.578	222,7	16:18'32.545
Race Time 19'34.427							

3° 20 S. PAULUS (1'51.121)							
Lap	Seg.1	Seg.2	Seg.3	Seg.4	Lap Time	km/h	Local Time
1		25.250	26.386	28.590	1'56.374	241,1	16:00'54.492
2	33.003	26.196	25.922	28.928	1'54.049	233,8	16:02'48.541
3	33.285	24.890	25.950	28.006	1'52.131	238,9	16:04'40.672
4	32.627	24.913	25.261	28.320	1'51.121	238,9	16:06'31.793
5	32.850	24.994	25.472	28.608	1'51.924	243,2	16:08'23.717
6	33.059	24.972	25.850	28.692	1'52.573	227,4	16:10'16.290
7	33.555	25.312	25.613	28.877	1'53.357	240,5	16:12'09.647
8	33.159	25.158	25.877	29.063	1'53.257	240,5	16:14'02.904
9	33.683	25.624	25.602	29.269	1'54.178	221,8	16:15'57.082
10	34.275	25.600	26.017	29.118	1'55.010	227,4	16:17'52.092
Race Time 18'53.974							

8° 83 T. SKEELS-PIGINS (1'56.384)							
Lap	Seg.1	Seg.2	Seg.3	Seg.4	Lap Time	km/h	Local Time
1		26.437	26.549	30.386	2'05.291	230,8	16:01'03.409
2	34.708	26.189	26.486	30.493	1'57.876	229,8	16:03'01.285
3	34.465	26.148	26.177	29.835	1'56.625	233,3	16:04'57.910
4	34.533	26.062	26.234	29.555	1'56.384	230,3	16:06'54.294
5	34.734	25.854	26.375	29.536	1'56.499	232,8	16:08'50.793
6	35.120	25.792	28.206	30.573	1'58.691	230,8	16:10'50.484
7	34.653	26.229	26.523	29.559	1'56.964	231,3	16:12'47.448
8	34.773	26.861	26.600	30.426	1'58.660	217,3	16:14'46.108
9	35.657	25.946	26.445	29.803	1'57.851	229,3	16:16'43.959
10	34.794	26.163	27.199	29.795	1'57.951	229,8	16:18'41.910
Race Time 19'43.792							

4° 39 E. MALAGOLI (1'52.554)							
Lap	Seg.1	Seg.2	Seg.3	Seg.4	Lap Time	km/h	Local Time
1		25.626	25.876	29.207	1'57.498	219,5	16:00'55.616
2	32.818	25.854	25.779	29.530	1'53.981	230,3	16:02'49.597
3	33.215	25.227	25.635	29.172	1'53.249	233,3	16:04'42.846
4	32.729	25.261	25.405	29.159	1'52.554	231,8	16:06'35.400
5	32.821	26.011	25.710	29.848	1'54.390	234,8	16:08'29.790
6	34.276	25.829	26.010	29.847	1'55.962	232,3	16:10'25.752
7	33.019	26.045	25.779	29.462	1'54.305	231,3	16:12'20.057
8	33.176	25.973	25.596	29.276	1'54.021	219,1	16:14'14.078
9	32.791	25.450	25.954	29.496	1'53.691	230,3	16:16'07.769
10	32.846	25.546	26.579	30.802	1'55.773	229,3	16:18'03.542
Race Time 19'05.424							

9° 15 J. PARVIAINEN (1'55.945)							
Lap	Seg.1	Seg.2	Seg.3	Seg.4	Lap Time	km/h	Local Time
1		26.720	26.872	30.319	2'04.078	231,8	16:01'02.196
2	34.783	26.369	25.723	30.361	1'57.236	228,8	16:02'59.432
3	34.616	26.190	26.058	30.096	1'56.960	225,9	16:04'56.392
4	34.716	25.834	26.091	29.747	1'56.388	231,8	16:06'52.780
5	34.554	25.986	26.169	29.484	1'56.193	232,8	16:08'48.973
6	34.621	26.066	26.004	29.523	1'56.214	231,8	16:10'45.187
7	34.999	25.658	25.923	29.365	1'55.945	233,3	16:12'41.132
8	34.414	25.619	25.948	43.767	2'09.748	234,8	16:14'50.880
9	35.837	26.714	26.551	30.605	1'59.707	217,3	16:16'50.587
10	35.285	26.537	27.631	31.637	2'01.090	227,8	16:18'51.677
Race Time 19'53.559							

5° 7 M. CASTELLI (1'53.775)							
Lap	Seg.1	Seg.2	Seg.3	Seg.4	Lap Time	km/h	Local Time
1		25.497	26.009	29.099	1'58.027	236,8	16:00'56.145
2	33.861	25.030	25.861	29.023	1'53.775	242,7	16:02'49.920
3	33.927	25.271	25.778	29.128	1'54.104	236,3	16:04'44.024
4	33.871	25.361	26.012	29.522	1'54.766	240,0	16:06'38.790
5	34.006	25.580	25.870	29.245	1'54.701	236,8	16:08'33.491
6	34.791	25.127	25.985	29.309	1'55.212	236,8	16:10'28.703
7	34.238	25.532	26.117	28.875	1'54.762	236,3	16:12'23.465
8	33.831	25.483	26.090	29.123	1'54.527	235,8	16:14'17.992
9	34.107	25.415	25.899	29.472	1'54.893	233,3	16:16'12.885
10	34.981	25.610	26.832	29.942	1'57.365	236,8	16:18'10.250
Race Time 19'05.424							

10° 6 C. GUEZET (1'58.123)							
Lap	Seg.1	Seg.2	Seg.3	Seg.4	Lap Time	km/h	Local Time
1		27.512	27.468	30.523	2'07.860	219,5	16:01'05.978
2	34.947	27.118	27.484	30.566	2'00.115	230,8	16:03'06.093
3	35.013	26.711	27.170	30.061	1'58.955	233,8	16:05'05.048
4	34.474	27.144	27.062	29.998	1'58.678	218,2	16:07'03.726
5	34.673	27.071	27.202	30.864	1'59.810	221,8	16:09'03.536
6	34.460	26.698	26.949	30.016	1'58.123	237,9	16:11'01.659
7	34.300	28.036	27.397	29.927	1'59.660	211,4	16:13'01.319
8	34.909	27.368	28.395	30.579	2'01.251	218,6	16:15'02.570
9	34.736	27.106	27.756	30.378	1'59.976	229,3	16:17'02.546

29/09/2018 P = Pits In/Out - C = Lap Time Cancelled

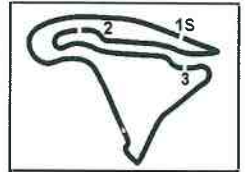
These data/results cannot be reproduced, stored and/or transmitted in whole or in part by any manner of electronic, mechanical, photocopying, recording, broadcasting or otherwise now known or herein after developed without the previous express consent by the copyright owner, except for reproduction in daily press and regular printed publications on sale to the public within 60 days of the event related to those data/results and always provided that copyright symbol appears together as follows below.

© DORNA WSBK ORGANIZATION Srl 2018

ACERBIS French Round, 28 - 30 September 2018

4.5

Handy Race



Magny-Cours 4.411 m

Chronological Analysis Race

Start at 15:58'58.118

2 / 3

10 34.988 27.131 30.207 31.525 2'03.851 216,9 16:19'06.397
Race Time 20'08.279

Race Time 18'23.631

11° 146 K. SIMONATO (2'00.908)							
Lap	Seg.1	Seg.2	Seg.3	Seg.4	Lap Time	km/h	Local Time
1		27.911	28.167	31.534	2'11.512	220,0	16:01'09.630
2	35.237	28.238	28.390	31.180	2'03.045	223,6	16:03'12.675
3	35.382	27.827	27.642	31.032	2'01.883	228,3	16:05'14.558
4	35.071	27.840	28.134	31.582	2'02.627	215,1	16:07'17.185
5	34.622	27.624	28.084	31.429	2'01.759	233,8	16:09'18.944
6	35.031	27.526	27.908	31.312	2'01.777	229,8	16:11'20.721
7	35.391	27.683	28.309	31.682	2'03.065	228,8	16:13'23.786
8	34.940	26.760	28.097	31.234	2'01.031	223,6	16:15'24.817
9	34.655	26.945	27.672	31.636	2'00.908	245,5	16:17'25.725
10	34.541	27.102	28.275	31.130	2'01.048	231,8	16:19'26.773

16° 11 C. BERNARD (2'00.826)							
Lap	Seg.1	Seg.2	Seg.3	Seg.4	Lap Time	km/h	Local Time
1			27.051	27.746		30.617	2'08.667 228,3 16:01'06.785
2	36.046	26.682	27.473	30.625	2'00.826	225,9	16:03'07.611
3	36.641	27.021	27.533	33.030	2'04.225	229,3	16:05'11.836
4	36.604	27.169	27.783	30.797	2'02.353	223,1	16:07'14.189
5	36.495	27.480	28.371	30.858	2'03.204	221,8	16:09'17.393
6	37.914	27.461	27.772	31.218	2'04.365	227,4	16:11'21.758
7	36.505	27.126	28.092	31.348	2'03.071	229,8	16:13'24.829
8	36.098	27.155	27.514	32.524	2'03.291	233,3	16:15'28.120
9	36.384	27.093	27.836	31.348	2'02.661	230,3	16:17'30.781

Race Time 18'32.663

12° 34 A. INNOCENTI (1'59.998)							
Lap	Seg.1	Seg.2	Seg.3	Seg.4	Lap Time	km/h	Local Time
1		27.943	28.078	31.687	2'11.230	237,4	16:01'09.348
2	35.237	28.181	28.114	30.545	2'02.077	228,8	16:03'11.425
3	35.722	27.567	27.579	31.064	2'01.932	228,3	16:05'13.357
4	35.416	27.914	28.114	31.139	2'02.583	208,5	16:07'15.940
5	35.220	27.977	27.944	30.687	2'01.828	214,3	16:09'17.768
6	35.973	27.418	27.806	31.393	2'02.590	227,4	16:11'20.358
7	35.518	27.630	28.009	32.702	2'03.859	229,8	16:13'24.217
8	35.471	27.216	27.184	31.038	2'00.909	226,9	16:15'25.126
9	35.156	26.912	27.510	30.420	1'59.998	241,1	16:17'25.124
10	34.907	28.290	28.737	30.165	2'02.099	233,3	16:19'27.223

Race Time 20'28.655

17° 76 C. PONCHON (2'00.560)							
Lap	Seg.1	Seg.2	Seg.3	Seg.4	Lap Time	km/h	Local Time
1			28.414	29.955		31.944	2'18.255 226,4 16:01'16.373
2	35.747	28.113	28.256	31.137	2'03.253	229,8	16:03'19.626
3	36.082	27.750	28.469	30.984	2'03.285	230,3	16:05'22.911
4	36.285	27.809	27.981	31.226	2'03.301	227,8	16:07'26.212
5	35.434	27.335	27.709	30.454	2'00.932	232,8	16:09'27.144
6	36.079	27.154	27.715	30.761	2'01.709	234,3	16:11'28.853
7	36.136	27.812	27.829	30.255	2'02.032	240,5	16:13'30.885
8	35.374	27.232	27.274	30.680	2'00.560	231,8	16:15'31.445
9	38.150	27.431	27.512	32.058	2'05.151	225,0	16:17'36.596

Race Time 18'38.478

13° 229 E. MARIANI (2'00.550)							
Lap	Seg.1	Seg.2	Seg.3	Seg.4	Lap Time	km/h	Local Time
1		28.404	27.892	31.214	2'11.976	225,0	16:01'10.094
2	35.550	27.691	27.739	30.638	2'01.618	218,6	16:03'11.712
3	36.190	27.522	27.300	30.977	2'01.989	218,2	16:05'13.701
4	35.569	27.764	28.211	30.989	2'02.533	208,1	16:07'16.234
5	35.396	28.433	27.937	31.459	2'03.225	213,9	16:09'19.459
6	35.406	27.187	27.836	31.230	2'01.659	221,8	16:11'21.118
7	35.547	27.801	28.022	32.042	2'03.412	226,4	16:13'24.530
8	35.728	27.052	27.235	30.871	2'00.886	224,5	16:15'25.416
9	35.472	26.850	27.218	31.010	2'00.550	222,2	16:17'25.966
10	34.732	28.046	28.832	30.013	2'01.623	233,8	16:19'27.589

Race Time 20'29.105

18° 45 A. GUIGNEBERT (2'03.807)							
Lap	Seg.1	Seg.2	Seg.3	Seg.4	Lap Time	km/h	Local Time
1			28.521	29.273		33.112	2'20.225 197,8 16:01'18.343
2	38.612	28.229	29.279	32.658	2'08.778	209,3	16:03'27.121
3	37.279	27.575	28.721	33.158	2'06.733	212,6	16:05'33.854
4	37.263	27.664	29.153	31.591	2'05.671	219,5	16:07'39.525
5	37.198	27.777	28.727	31.608	2'05.310	215,6	16:09'44.835
6	37.242	27.593	28.356	31.057	2'04.248	212,6	16:11'49.083
7	37.139	27.622	27.965	31.081	2'03.807	215,6	16:13'52.890
8	36.945	27.598	28.035	31.353	2'03.931	211,8	16:15'56.821
9	36.823	27.191	30.201	32.994	2'07.209	215,1	16:18'04.030

Race Time 19'05.912

RET 71 D. BARBERO (1'51.167)							
Lap	Seg.1	Seg.2	Seg.3	Seg.4	Lap Time	km/h	Local Time
1		25.104	26.284	28.526	1'55.808	236,8	16:00'53.926
2	33.295	24.974	25.556	29.199	1'53.024	244,3	16:02'46.950
3	40.101	29.024	25.715	29.441	2'04.281	103,0	16:04'51.231
4	33.218	25.425	25.239	28.042	1'51.924	248,3	16:06'43.155
5	32.968	24.741	25.384	28.435	1'51.528	257,8	16:08'34.683
6	33.427	24.783	25.516	28.386	1'52.112	255,3	16:10'26.795
7	32.876	24.606	25.313	28.372	1'51.167	250,6	16:12'17.962
8	33.052	25.165	25.497	28.820	1'52.534	242,7	16:14'10.496
9	33.255	24.806	25.800	28.618	1'52.479	250,6	16:16'02.975

Race Time 20'29.471

19° 91 B. DESHAYES (2'06.389)							
Lap	Seg.1	Seg.2	Seg.3	Seg.4	Lap Time	km/h	Local Time
1			28.973	29.731		33.076	2'18.904 214,3 16:01'17.022
2	37.502	28.339	29.936	32.543	2'08.320	218,6	16:03'25.342
3	37.354	28.086	29.620	32.819	2'07.879	213,4	16:05'33.221
4	37.121	27.816	29.597	32.799	2'07.333	226,4	16:07'40.554
5	36.792	28.066	29.219	32.312	2'06.389	218,6	16:09'46.943
6	36.605	28.206	29.580	32.947	2'07.338	224,1	16:11'54.281
7	36.968	28.432	29.998	32.725	2'08.123	219,1	16:14'02.404
8	37.056	28.911	29.844	33.491	2'09.302	207,7	16:16'11.706
9	37.874	28.522	30.575	33.583	2'10.554	205,7	16:18'22.260

Race Time 19'24.142

RET 4 E. MONGRENIER (1'54.970)							
Lap	Seg.1	Seg.2	Seg.3	Seg.4	Lap Time	km/h	Local Time
1		26.087	29.888	30.335	2'04.882	217,7	16:01'03.000
2	33.351	26.157	26.420	31.881	1'57.809	224,5	16:03'00.809
3	33.186	25.648	26.577	29.559	1'54.970	240,0	16:04'55.779
4	33.151	25.766	26.677	29.448	1'55.042	238,9	16:06'50.821
5	33.156	25.585	26.475	29.821	1'55.037	255,9	16:08'45.858
6	33.390	25.894	26.836	29.448	1'55.568	228,3	16:10'41.426
7	33.709	26.025	27.195	30.106	1'57.035	231,8	16:12'38.461
8	34.577	27.034	28.480	34.554	2'04.645	234,8	16:14'43.106
9	41.750	35.121	35.638	46.134	2'38.643P	187,8	16:17'21.749

20° 346 G. QUINTANA (2'07.366)							
Lap	Seg.1	Seg.2	Seg.3	Seg.4	Lap Time	km/h	Local Time
1			29.149	29.764		33.402	2'20.086 210,9 16:01'18.204
2	37.997	28.576	30.402	32.948	2'09.923	219,5	16:03'28.127
3	36.911	29.316	28.824	32.315	2'07.366	220,9	16:05'35.493
4	36.931	29.679	30.695	34.677	2'11.982	218,2	16:07'47.475
5	38.232	30.025	30.191	33.470	2'11.918	214,7	16:09'59.393
6	38.990	29.296	30.136	34.072	2'12.494	198,9	16:12'11.887
7	38.732	30.227	29.920	33.087	2'11.966	193,5	16:14'23.853
8	38.587	30.052	30.424	34.182	2'13.245	209,7	16:16'37.098
9	39.767	30.475	32.514	33.981	2'16.737	202,6	16:18'53.835

Race Time 19'55.717

21° 42 M. HORKY (2'01.359)							
Lap	Seg.1	Seg.2	Seg.3	Seg.4	Lap Time	km/h	Local Time
1			28.101	29.148		35.984	2'17.357 204,2 16:01'15.475

29/09/2018 P = Pits In/Out - C = Lap Time Cancelled

These data/results cannot be reproduced, stored and/or transmitted in whole or in part by any manner of electronic, mechanical, photocopying, recording, broadcasting or otherwise now known or herein after developed without the previous express consent by the copyright owner, except for reproduction in daily press and regular printed publications on sale to the public within 60 days of the event related to those data/results and always provided that copyright symbol appears together as follows below.

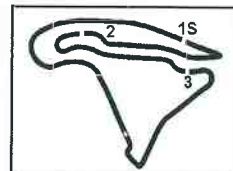
© DORNA WSBK ORGANIZATION Srl 2018

ACERBIS French Round, 28 - 30 September 2018

Handy Race

4.5

Handy Race



Magny-Cours 4.411 m

3 / 3

Chronological Analysis Race

Start at 15:58'58.118

2	34.811	27.371	27.228	1'23.079	2'52.489	218,6	16:04'07.964
3	36.651	28.051	27.638	31.720	2'04.060	210,9	16:06'12.024
4	34.775	28.041	27.785	49.798	2'20.399	208,1	16:08'32.423
5	37.071	27.928	29.130	32.515	2'06.644	217,7	16:10'39.067
6	34.471	29.453	27.745	32.026	2'03.695	221,3	16:12'42.762
7	35.294	30.883	27.604	32.590	2'06.371	197,8	16:14'49.133
8	34.552	27.787	27.230	31.790	2'01.359	216,0	16:16'50.492
9	34.334	27.410	28.744	33.014	2'03.502	225,0	16:18'53.994

Race Time 19'55.876

22° **12 C. CHRISTANCHO (2'18.923)**

Lap	Seg.1	Seg.2	Seg.3	Seg.4	Lap Time	km/h	Local Time
1		31.331	31.234	35.461	2'30.725	164,9	16:01'28.843
2	40.469	32.097	30.999	35.358	2'18.923	173,1	16:03'47.766
3	40.760	31.820	31.082	35.945	2'19.607	173,4	16:06'07.373
4	41.085	32.206	30.587	36.806	2'20.684	167,4	16:08'28.057
5	42.213	32.412	31.194	36.597	2'22.416	182,4	16:10'50.473
6	41.269	32.126	30.775	35.316	2'19.486	167,4	16:13'09.959
7	41.100	31.741	30.750	36.171	2'19.762	161,0	16:15'29.721
8	42.470	30.904	30.916	36.623	2'20.913	175,6	16:17'50.634

Race Time 18'52.516

29/09/2018 P = Pits In/Out - C = Lap Time Cancelled

These data/results cannot be reproduced, stored and/or transmitted in whole or in part by any manner of electronic, mechanical, photocopying, recording, broadcasting or otherwise now known or herein after developed without the previous express consent by the copyright owner, except for reproduction in daily press and regular printed publications on sale to the public within 60 days of the event related to those data/results and always provided that copyright symbol appears together as follows below.

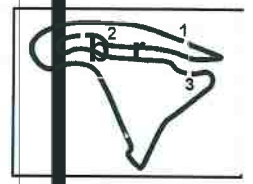
© DORNA WSBK ORGANIZATION Srl 2018

ACERBIS French Round, 28 - 30 September 2018

Handy Race

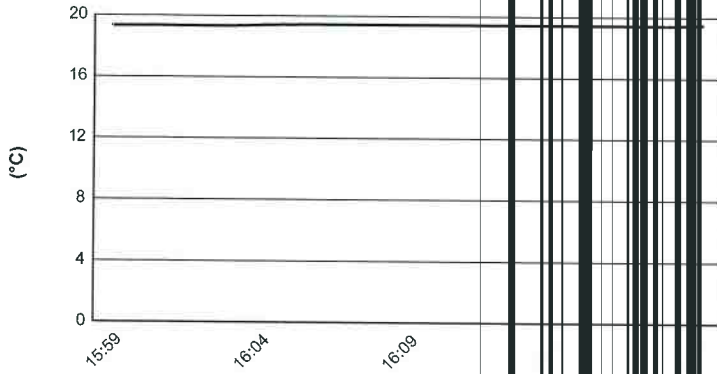
Weather Report Race

Session started 15:59 - Session end



1


Air Temperature




Humidity



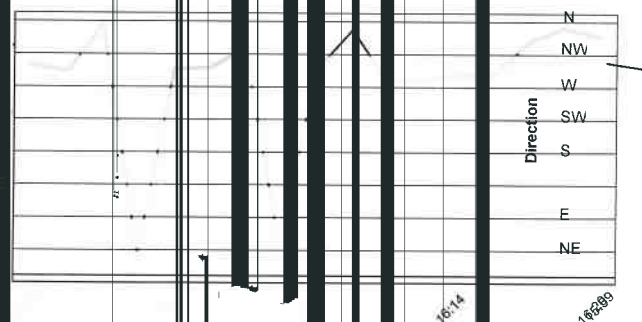
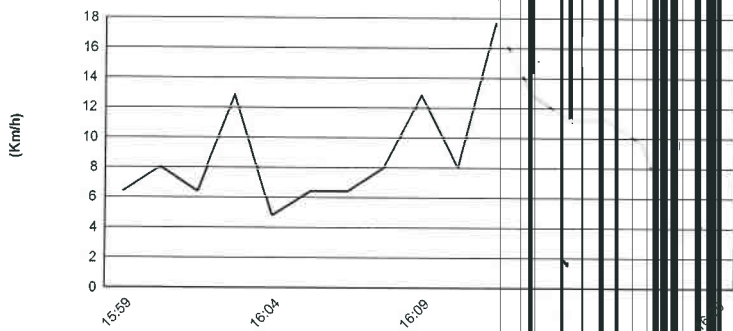
Air Pressure



Humidity



Wind Speed



29/09/2018

These data/results cannot be reproduced, stored and/or otherwise now known or herein after developed without the permission of the publisher. Publications on sale to the public within 60 days of the event. © DORNA WSBK ORGANIZATION Srl 2018

at

daily press by the copyright always provide